

Bibliometric analysis of Ghana publications in the Science Citation Index Expanded

Peter Osei Boamah¹ & Yuh-Shan Ho^{2*}

1. Department of Ecological Agriculture, Bolgatanga Polytechnic, Bolgatanga, Ghana; pierrodecota@hotmail.com
2. Trend Research Centre, Asia University, Taichung 41354, Taiwan; ysho@asia.edu.tw

* Correspondence

Received 08-VIII-2017. Corrected 26-X-2017. Accepted 22-XI-2017.

Abstract: Ghana is a West African country for which apparently there are limited scientometric studies. The objective of this study was to analyze the Ghanaian contribution to knowledge captured in the Thomson Reuters Science Citation Index Expanded (SCI-EXPANDED) database from 1936 - 2016. The following data were analyzed: document type, the language of publication, publication trend, Web of Science Subject Categories, Journals, international collaboration, institutions, authors, and highly cited articles. Indicators such as the total number of articles, first author articles, and corresponding author articles were applied to compare publication performance for collaborative countries and institutions. Also, number of single institute articles: number of nationally collaborative articles: number of internationally collaborative articles (S : N : I) were also used to compare publication characteristics of institutions in Ghana. Results showed that publication trend increased from 1998 to 2015, with researches focusing on health and medicine. *PLoS One* was the top productive journal, and the most collaborative country for Ghana articles was the USA. Contributions from the University of Ghana were ranked the top one institution for Ghana articles, and higher citation papers were found in international collaborations. In conclusion, the contribution to knowledge of Ghanaian authors is massive in the areas of public, environmental and occupational health and tropical medicine but the impact factor is higher for immunology, infectious diseases, and microbiology articles. Therefore, Ghanaian authors are encouraged to publish more articles in high impact factor journals with Thomson Reuters Scientific indexing in order to have their researches recognized by the existing international databases. *Rev. Biol. Trop.* 66(1): 106-121. Epub 2018 March 01.

Key words: Ghana; SCI-EXPANDED; Web of Science; research trends; collaborations.

Science Citation Index (SCI) was known in the science community in 1955, and it is currently the cutting-edge tool to facilitate the dissemination and retrieval of scientific literature (Garfield, 2006). The SCI's multidisciplinary catalogue is to achieve two objectives: i) to identify what each scientist have published, and ii) where and how often the papers by the scientist are cited (Garfield, 2007). For this reason, the author-based part in SCI journals is divided into the Source Author Index and the citation index. By inference, one can also determine what each institution and country has published, and how often their papers are cited. Web of Science (WoS) which is the

SCI-EXPANDED's electronic version can link the source author index and the citation index, and this way, author's publication can be listed by chronology, by the journal, or by citation frequency using WoS. Furthermore, it is possible to search for scientists who have published over a given period of years using the mentioned tool (Garfield, 2009). Based on the above realization, scientists have embarked on bibliometric analysis to understand the nature and complexity of research activities.

Bibliometric analysis is therefore defined as the quantitative study of science, communication in science, and science policy (Sam, 2008; Milojević & Leydesdorff, 2013). It has

been employed universally for quantification and assessment of the research output of researchers, research institution, academic institutions and countries (Aswathy & Gopikuttan, 2013; Noruzi & Abdekhoda, 2014). Generally, bibliometric analysis results are used for ranking, awarding, budgeting, and defining research priorities (Fakhree & Jouyban, 2011). Intellectually, publications are often regarded as those that the writers have in its scholastic, or the intellectual society and their publications are managed by renowned bodies with academic ambitions and task (Alemna, 2016). It additionally mentions that learned publications do not only offer research results thereby moving forward new facts, but their contents are subjected to careful inquiry by professionals in a given field.

Recently, peer-reviewed journals using Thomson Reuters Scientific indexing services have since become accepted as definitive evidence of research endeavors of scientists all over the world (Nwagwu & Egbon, 2011). The authors mentioned that the position of science in Africa has always been queried. They posed the following questions in their paper: i) Do scientists in Africa do research?, ii) Where and in what journals are their researches published?, and iii) What is the quality of the journals where these publications appear? Frankly, responding to the above queries require the availability of detailed evidence of research from the country in question. On the other hand, local databases infrastructures to give this picture do not exist, and current international databases are also unfair in the source selection processes. They generally leave out a lot of research outputs of researchers from the developing regions (Nwagwu & Egbon, 2011). This has gingered researchers from Africa to publish in journals with Thomson Reuters Scientific indexing services, in order to have their researches recognized by the existing international databases, and this has been executed perfectly well via research collaboration.

The whole of Africa's research collaboration pattern, both regarding countries and cities, has been distinguished into three separate scientific regions, namely Northern, Western,

and Southern-Eastern (Toivanen & Ponomarev, 2011). For comparison purpose, Africa's contribution to the worldwide research literature has been computed (Tijssen, 2007). The scientific production component in the Southern Africa Development Community (SADC) was dealt with in this literature (Pouris, 2010). It was found in the literature that South Africa is responsible for 79 % of the regional production (Pouris & Pouris, 2009). They reported the results of an effort to calculate scientometric indicators-research publications and patents-for the African Continent, compared them with those of other regions and discussed their implications. Collaboration ties in Central Africa's scientific output revealed that colonial and cultural ties play a major role in the international collaboration (Boshoff, 2009). Further research dealt with collaboration among the SADC countries as well as with the rest of Africa. It was concluded that South Africa acted as the political North, i.e., it dominated the regional scientific research (Boshoff, 2010).

Latest research works on bibliometric studies in Ghana include: Research focus and trends in nuclear science and technology in Ghana: A bibliometric study based on the INIS database (Agyeman & Bilson, 2015); a scientometric analysis of research performance of Ghanaian polytechnics (Lomatey, Abledu, Baayel, Akussah, & Botchway, 2016); research collaboration in Ghana: patterns, motives and roles (Owusu-Nimo & Boshoff, 2017). However, among these bibliometric studies presented so far, there is no comprehensive bibliometric analysis of Ghana publications in the Science Citation Index Expanded (SCI-EXPANDED) from 1936-2015. This research will, therefore, provide the following: names of authors, title, year of publication, source journals publishing the articles, contact address, and each year citation times for every publication in SCI-EXPANDED.

MATERIALS AND METHODS

Science Citation Index Expanded (SCI-EXPANDED) of Web of Science Core

Collection of Thomson Reuters was used to collect the bibliographic data (Data last updated: July 12th, 2016). An advanced search was conducted for documents with the phrase “Ghana” in the country field. Initially, 9 364 publications were identified, and these documents were published between 1958 and 2015. Document information included names of authors, title, year of publication, source journals publishing the articles, contact address, and each year citation times for every publication were downloaded into Microsoft Excel 2013, and additional coding was manually performed for origin country and institute of the collaborators, and impact factors of the publishing journals (Li & Ho, 2008). Besides, the reported impact factor (IF_{2015}) of each journal was obtained from the 2015 Journal Citation Report (JCR). The total number of times a document cited from the Web of Science Core Collection since its publication to the end of 2015 was recorded as TC_{2015} (Chuang, Wang, & Ho, 2011; Wang, Fu, & Ho, 2011). Likewise, C_{2015} , the total number of citations of a paper in 2015 only (Ho, 2012) were employed to characterize Ghana publications. Also, the citations per total publications (TP) since publication ($CPP_{2015} = TC_{2015}/TP$), was also used (Ho & Ho, 2015). Articles originating from England, Scotland, Northern Ireland, and Wales were reclassified as originating from the United Kingdom (UK). Affiliations in Hong Kong before 1997 were included in the China category, but as a separate region for consistency. Affiliations in Federal Republic of Germany (Fed Rep Ger), West Germany, Germany Democratic Republic and East Germany were checked to be in Germany (Ho, 2012). Affiliations in People’s Republic of the Congo (Congo People Rep) and Republic of the Congo (Rep Congo) were checked to be in Republic of the Congo (Congo). Affiliations in Zaire were checked to be in Democratic Republic of the Congo (Dem Rep Congo) (Chuang, Chuang, Ho, & Ho, 2011). Affiliations in UKSSR were checked to be in Ukraine. Affiliations in Czechoslovakia were checked to be in Czech Republic (Czech

Republic) (Ho, 2013). Affiliations in Greenland were checked to be in Denmark.

RESULTS AND DISCUSSION

Document type and language of publication: The distribution of the document type and language of publications identified by WoS were analyzed. Comparison of document types and their TC_{year} and CPP_{year} has been reported (Chuang, Olaiya, & Ho, 2012). A total of 9 364 Ghana publications with 13 document types in the SCI-EXPANDED from 1958 to 2015 were found. Document type of review had the highest CPP_{2015} of 23 followed by proceedings paper with CPP_{2015} of 16. Article (7 375) was the most-frequently used document type comprising 79 % of the total publications, followed distantly by meeting abstracts (1 112; 12 %), letters (229; 2.4 %), editorial materials (220; 2.3 %), reviews (216; 2.3 %), proceedings papers (181; 1.9 %), and notes (147; 1.6 %). The others showing less significance were corrections (28; 0.30 %), news items (23; 0.25 %), book chapters (6; 0.064 %), book reviews (6; 0.064 %), discussion (5; 0.053 %), and reprints (3; 0.032 %). Similar results can also be found in tropical countries in Central America, for example, Costa Rica (Monge-Nájera & Ho, 2012) and Panama (Monge-Nájera & Ho, 2015) published 79 % and 82 % of full-length articles of the total publications, respectively. Journal articles were used for further analysis because they represented the majority of document types that also included whole research ideas and results (Ho, Satoh, & Lin, 2010).

The lucid dominance of full articles over other types of documents was not shocking, since Ghanaian researchers/lecturers are promoted based on number of full articles published in refereed journals and working experience. This enhances the salaries of the researchers, thus discouraging other types of work such as meeting abstracts, letters, editorial materials, reviews, proceedings papers, and notes.

An internationally collaborative review entitled “Allergic rhinitis and its impact on

asthma (ARIA) 2008” (Bousquet et al., 2008) by 96 authors from 99 institutions in 40 countries was the most cited review with TC_{2015} of 1316. This is the only one review with $TC_{2015} > 1000$ in Ghana. Similarly, an editorial material entitled “Malaria: current status of control, diagnosis, treatment, and a proposed agenda for research and development” (Guerin et al., 2002) by nine authors from seven institutions in six countries was the most cited editorial material with TC_{2015} of 196.

Altogether, 7375 articles were extracted from the 9364 documents for further analyses. Almost all articles were published in English (7358 articles; 99.76 % of 7375 articles), 10 in French and seven in German. Nearly all Ghanaians speak English because Ghana was colonized by the British, and that is reflected in the number of papers published in English. The second reason for publishing in English was to reach a wider readership (Monge-Nájera & Ho, 2012). French was the second largest group of publishers (0.14 %) and this was not shocking, because Ghana is surrounded by three Francophone countries such as Togo, Burkina Faso, and Ivory Coast. The third largest group was German (0.10 %), which reflects the number of Ghanaian researchers who obtain their university degrees from the Federal Republic of

Germany due to important scholarships such as DAAD and KAAD.

Publication year: In order to study publication year, total number of articles (TP), number of authors (AU), number of cited references (NR), and their averages were captured in accordance with Ho’s group publications (Ho, 2007; Wambu & Ho, 2016). Characteristics of Ghana articles in SCI-EXPANDED from 1958 to 2015 are shown in Table 1. A total of 7375 Ghana articles were published in journals listed in SCI-EXPANDED, with an average of four authors in a publication. Total number of papers was in single digit from 1958-1971, and it rose to double digits from 1972-1995 and finally to triple digits from 1996-2015. The increase in the number of papers in SCI-EXPANDED journals by Ghanaian authors could be as a result of teaching and research institutions existence in Ghana as well as the local and international financial support.

In recent years, Ho proposed a relationship between classic articles and their citations per publication ($CPP_{year} = TC_{year}/TP$) by years (Ho, 2013). It was also applied to highly cited publications in Taiwan (Chuang & Ho, 2015) and publications in dance field (Ho & Ho, 2015). Fig. 1 shows the mentioned relationships which

TABLE 1
Characteristics of articles in Web of Science, 1958-2015

Year	TP	AU	AU/TP	NR	NR/TP	PG	PG/TP
1958	3	6	2.0	12	4.0	15	5.0
1959	0	0	N/A	0	N/A	0	N/A
1960	0	0	N/A	0	N/A	0	N/A
1961	0	0	N/A	0	N/A	0	N/A
1962	0	0	N/A	0	N/A	0	N/A
1963	0	0	N/A	0	N/A	0	N/A
1964	0	0	N/A	0	N/A	0	N/A
1965	0	0	N/A	0	N/A	0	N/A
1966	2	2	1.0	15	7.5	23	12
1967	1	1	1.0	23	23	1	1.0
1968	2	2	1.0	11	5.5	7	3.5
1969	0	0	N/A	0	N/A	0	N/A
1970	1	1	1.0	7	7.0	2	2.0
1971	3	7	2.3	40	13	18	6.0

TABLE 1 (Continued)

Year	<i>TP</i>	<i>AU</i>	<i>AU/TP</i>	<i>NR</i>	<i>NR/TP</i>	<i>PG</i>	<i>PG/TP</i>
1972	11	18	1.6	151	14	51	4.6
1973	67	127	1.9	805	12	477	7.1
1974	80	154	1.9	1068	13	586	7.3
1975	61	124	2.0	951	16	572	9.4
1976	55	128	2.3	963	18	424	7.7
1977	73	162	2.2	1105	15	523	7.2
1978	62	160	2.6	820	13	455	7.3
1979	56	141	2.5	797	14	406	7.3
1980	66	141	2.1	900	14	508	7.7
1981	59	152	2.6	872	15	425	7.2
1982	55	139	2.5	747	14	432	7.9
1983	39	94	2.4	585	15	303	7.8
1984	47	140	3.0	752	16	304	6.5
1985	65	188	2.9	1067	16	473	7.3
1986	38	114	3.0	478	13	244	6.4
1987	37	108	2.9	688	19	276	7.5
1988	43	147	3.4	666	15	281	6.5
1989	51	135	2.6	647	13	319	6.3
1990	51	172	3.4	876	17	403	7.9
1991	62	212	3.4	1 170	19	490	7.9
1992	88	241	2.7	1 593	18	709	8.1
1993	74	271	3.7	1 483	20	613	8.3
1994	83	289	3.5	1 575	19	575	6.9
1995	89	339	3.8	1 389	16	627	7.0
1996	122	426	3.5	2 408	20	853	7.0
1997	123	441	3.6	2 528	21	986	8.0
1998	125	523	4.2	2 485	20	887	7.1
1999	143	577	4.0	3 346	23	1 255	8.8
2000	164	705	4.3	3 610	22	1 230	7.5
2001	155	831	5.4	3 632	23	1 178	7.6
2002	160	786	4.9	3 769	24	1 159	7.2
2003	169	870	5.1	4 159	25	1 307	7.7
2004	181	1 515	8.4	4 633	26	1 499	8.3
2005	202	1 212	6.0	5 386	27	1 707	8.5
2006	225	1 405	6.2	6 337	28	1 961	8.7
2007	269	1 545	5.7	7 346	27	2 296	8.5
2008	284	1 700	6.0	8 638	30	2 386	8.4
2009	323	2 110	6.5	10 084	31	2 751	8.5
2010	418	2 752	6.6	13 950	33	3 780	9.0
2011	415	2 912	7.0	13 174	32	3 616	8.7
2012	494	4 718	9.6	18 350	37	4 685	9.5
2013	560	4 189	7.5	20 271	36	5 050	9.0
2014	625	6 171	9.9	24 512	39	6 281	10
2015	794	8 836	11	31 774	40	8 797	11
Total	7375	48 139		212 648		64 206	
Average			4.0		20		7.5

TP: total number of articles; *AU*: number of authors; *NR*: number of cited references; *PG*: page counts, N/A: not available.

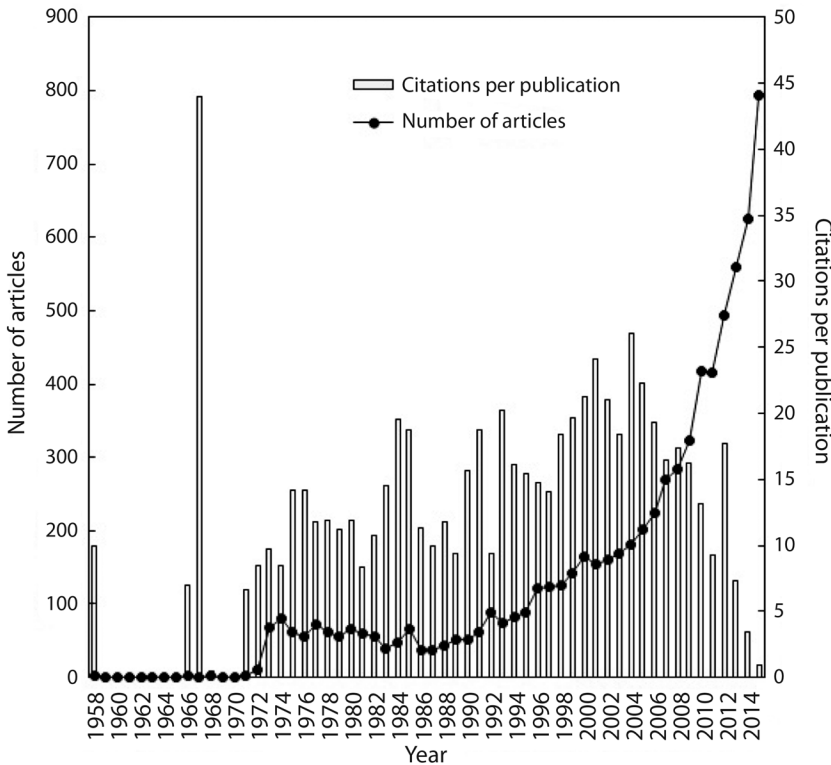


Fig. 1. Number of total articles and citations per publication.

indicate that there is no significant change in the first period from 1958 to 1972 and 1973 to 1996, respectively. In 1958, T. W. Tinsley and co-workers from West African Cocoa Research Institute in Ghana published three earliest Ghana articles about viruses and cacao in *Annals of Applied Biology* (Attafuah & Tinsley, 1958; Knight & Tinsley, 1958; Tinsley & Wharton, 1958). In the third period from 1997 to 2015, publication trend increased from 123 articles to 794 articles. The significant increase in publication trend in the third period was expected, because most of the research-performing institutions in Ghana were established after the independence, and that accounted for the increase in the publication trend (Owusu-Nimo & Boshoff, 2017).

The CPP_{2015} for 7 375 Ghana articles was 13. An extremely high CPP_{2015} was found in 1967 with 44, attributed to the only one article in 1967, entitled “Tongue root position in Akan

Vowel harmony” (Stewart, 1967). This was not surprising at all because it was mentioned in the paper that the Akan (Twi-Fante) language shares with a multitude of other African languages a type of vowel harmony which is apparently found nowhere outside Africa. Also, the vowels of these languages always, it seems, fall into two harmonizing sets, one of which has relatively high and the other relatively low tongue positions, and consequently many writers have seen relative tongue height as the articulatory basis of the harmony. Furthermore, our search shows that the Akan language is studied in major universities in the United States, including Ohio University, Ohio State University, University of Wisconsin, Harvard University, Boston University, Indiana University, Michigan University, and The University of Florida, and this could have also attributed to extremely high CPP_{2015} that was found in 1967.

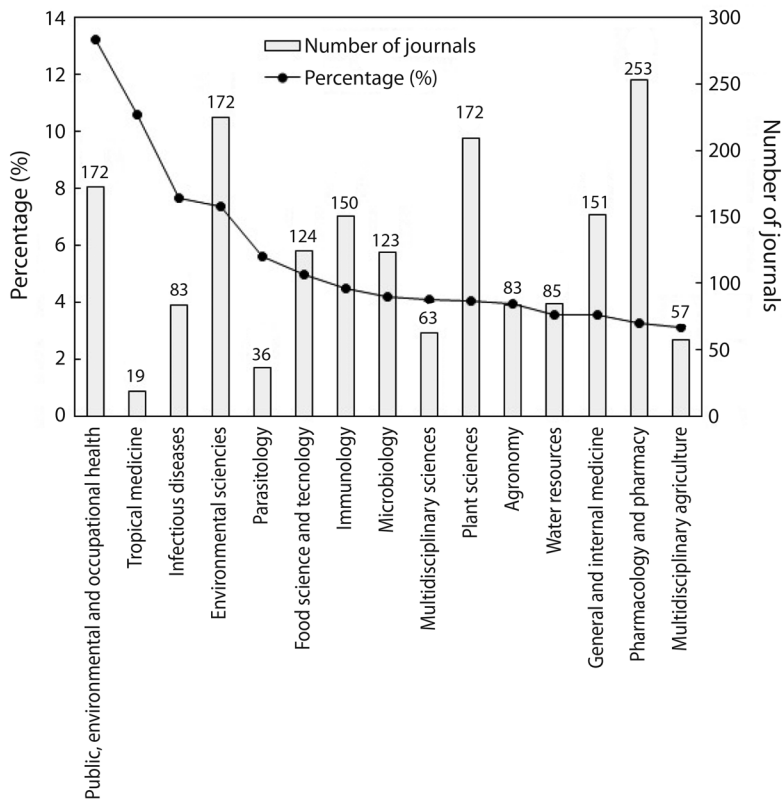


Fig. 2. Top 15 Web of Science categories of Republic of Ghana's publications.

Web of Science subject categories and journals: To study Web of Science subject categories, we followed literature which focuses on a country (Monge-Nájera & Ho, 2012, 2015). According to Journal Citation Reports (JCR) in 2015, there were 177 Web of Science categories in SCI-EXPANDED. Ghana articles were published across 173 Web of Science categories, but no articles in categories of andrology (5 journals), microscopy (10 journals), neuroimaging (14 journals), and ocean engineering (14 journals). Fig. 2 shows top 15 productive categories and number of journals in each category. Category of public, environmental and occupation health, had the highest total articles (976) followed by tropical medicine (780) and then environmental sciences followed with 543. Authors in Ghana were active in tropical medicine in which there were only 19 journals. Similarly, tropical countries

in Central America, for example, Nicaragua (Monge-Nájera & Ho, 2017a) and Honduras (Monge-Nájera & Ho, 2017b) also published the most articles in category of public, environmental and occupation health, but Costa Rica (Monge-Nájera & Ho, 2012) and Panama (Monge-Nájera & Ho, 2015) paid more attention to plant sciences.

In total, 7375 Ghana articles were published in 1917 journals in SCI-EXPANDED. Table 2 shows the distribution of articles in the top 10 journals. The value of the indicator IF_{2015} for each journal was obtained from JCR for 2015. The journal with the most published articles was *PLoS One* which published 193 articles, 2.6 % of all analyzed articles. *PLoS One* fell into the category of multidisciplinary sciences and had an IF_{2015} of 3.057. The second position was *Malaria Journal* with 141 published articles (1.9 %) in Web of Science

TABLE 2
Top 10 productive journals

Journal	TP (%)	IF ₂₀₁₅	Web of Science subject category
PLoS One	193 (2.6)	3.057	multidisciplinary sciences
Malaria Journal	141 (1.9)	3.079	infectious diseases parasitology tropical medicine
Tropical Medicine and International Health	139 (1.9)	2.519	public, environmental and occupational health tropical medicine
Transactions of the Royal Society of Tropical Medicine and Hygiene	106 (1.4)	1.631	public, environmental and occupational health tropical medicine
American Journal of Tropical Medicine and Hygiene	100 (1.4)	2.453	public, environmental and occupational health tropical medicine
BMC Public Health	82 (1.1)	2.209	public, environmental and occupational health
International Journal of Gynecology and Obstetrics	79 (1.1)	1.674	obstetrics and gynecology
Global Health Action	71 (1.0)	1.896	public, environmental and occupational health
East African Medical Journal	68 (0.92)	N/A	general and internal medicine
Journal of Infectious Diseases	68 (0.92)	6.344	immunology infectious diseases microbiology

categories of infectious diseases, parasitology, and tropical medicine with IF_{2015} of 3.079. It was followed by *Tropical Medicine and International Health*. Five of the 10 journals in Table 2 were in the Web of Science category of public, environmental and occupational health. Four journals were in category of tropical medicine. This was not surprising since most of the avid Ghanaian writers were with the health research institutions. Researchers in the medical field were able to attract funding from local and international donors, and they are required to publish their findings in SCI-EXPANDED journals with wider readership.

International collaboration: In total, 5038 Ghana articles (68 % of 7375 articles) were internationally collaborative articles with 172 countries. Table 3 shows the distribution of the top 20 collaborative countries with Ghana. The most productive countries according to the number of published articles in collaboration

with Ghanaian researchers were USA and UK, but there were more published articles by Ghanaian researchers with USA researchers playing the leading role (*FP* and *RP*). However, percentage of articles with leading role by Ghanaian researchers is pretty low for all shown countries. It is worth noting that South Africa being an African country, was the fifth country among the top 20 collaborative countries for Ghana articles in the Science Citation Index Expanded (1958–2015) (Table 3). Among the top 20 countries only Burkina Faso shares boundary with Ghana. More collaboration with non-adjacent countries such as USA and UK than neighbouring countries can be explained with economic and social development, research and development expenditure of these countries (Owusu-Nimo & Boshoff, 2017). Also, most researchers from Ghana went to American and European universities to study, and that accounted for the high collaboration with those countries (Monge-Nájera & Ho, 2012).

TABLE 3
Top 20 collaborative countries for Ghana articles in the Science Citation Index Expanded (1958–2015)

Country	CP	CPR (%)	FPR (%)	RPR (%)
USA	1623	1 (22)	1 (12)	1 (12)
UK	1383	2 (19)	2 (8.7)	2 (9.1)
Germany	600	3 (8.1)	3 (4.6)	3 (4.8)
Netherlands	467	4 (6.3)	4 (2.7)	4 (2.8)
South Africa	384	5 (5.2)	9 (1.7)	9 (1.8)
Switzerland	339	6 (4.6)	10 (1.2)	10 (1.4)
Canada	287	7 (3.9)	5 (1.9)	5 (2.0)
Japan	287	7 (3.9)	6 (1.8)	7 (1.9)
Denmark	286	9 (3.9)	6 (1.8)	5 (2.0)
Kenya	285	10 (3.9)	12 (1.0)	12 (0.94)
Nigeria	282	11 (3.8)	11 (1.1)	11 (1.0)
China	229	12 (3.1)	6 (1.8)	8 (1.9)
France	229	12 (3.1)	13 (0.91)	13 (0.92)
Australia	220	14 (3.0)	15 (0.57)	17 (0.58)
Sweden	220	14 (3.0)	14 (0.73)	14 (0.75)
Tanzania	172	16 (2.3)	20 (0.34)	20 (0.33)
Burkina Faso	155	17 (2.1)	19 (0.35)	19 (0.34)
India	138	18 (1.9)	23 (0.24)	24 (0.23)
Italy	135	19 (1.8)	16 (0.56)	15 (0.63)
Belgium	119	20 (1.6)	17 (0.53)	16 (0.61)

CP: internationally collaborative articles with Ghana; CPR (%): rank of internationally collaborative articles and percentage; FPR (%): rank of article with first author and percentage; RPR (%): rank of article with corresponding author and percentage.

Institutions: The national (590 articles; 8.0 % of 7375 articles) and internationally collaborative articles (5038; 68 %) with Ghana were considered as the inter-institutional collaboration (5628; 76 %). Indicators such as total number of articles, *TP*, first author articles, *FP*, and corresponding author articles, *RP*, have been presented to evaluate publication performance (Wang, Yu, & Ho, 2010). Furthermore, an indicator *SNI*, a proportion of single institution articles: nationally collaborative articles: internationally collaborative articles (*S:N:I*) was applied to compare and describe institutions' publication characteristics (Ho & Fu, 2016). Table 4 shows the top 10 institutions for Ghana articles in the Science Citation Index Expanded. Researchers affiliated to those ten institutions published 69 % of all 7375 analyzed articles. University of Ghana took the first position in indicators of *TP*, *FP*, and *RP*. The University of Ghana is the oldest

university in this country, and one of the first to have been established in West Africa; it was established in 1948 and now offers degree programmes on varied broad disciplines such as health sciences, engineering sciences, natural sciences, nuclear and allied sciences, agricultural sciences, humanities, law, business, social sciences and performing arts. During the period 1958-2015, University of Ghana published 36 % of the analysed Ghana articles, 32 % of the first author articles, and 31 % of the corresponding author articles. The second place by *TP*, *FP*, and *RP* indicators was taken by Kwame Nkrumah University of Science and Technology.

In Ghana, the proportion of *S:N:I* was 24:8.0:68. University of Ghana's proportion of *S:N:I* was 23:12:65. University of Science and Technology was able to conduct research independently with *S:N:I* = 51:6.4:42. Ghana Atomic Energy Commission had more national

TABLE 4
Top 10 institutions for Ghana articles in the Science Citation Index Expanded

Institute	TP	TPR (%)	FPR (%)	RPR (%)	%SI (SI)	%NC (NC)	%IC (IC)
University of Ghana	2621	1 (36)	1 (32)	1 (31)	23 (598)	12 (315)	65 (1708)
Kwame Nkrumah University of Science and Technology	958	2 (13)	2 (10)	2 (9.5)	16 (152)	14 (131)	70 (675)
University of Cape Coast	415	3 (5.6)	4 (6.5)	3 (6.8)	37 (152)	12 (51)	51 (211)
University of Science and Technology	375	4 (5.1)	3 (6.9)	4 (6.8)	51 (193)	6.4 (24)	42 (157)
Komfo Anokye Teaching Hospital	273	5 (3.7)	11 (1.5)	14 (1.3)	3.3 (9)	12 (32)	85 (232)
Ghana Atomic Energy Commission	247	6 (3.3)	6 (3.6)	6 (3.8)	20 (50)	34 (83)	46 (114)
Council for Scientific and Industrial Research (CSIR)	245	7 (3.3)	5 (3.8)	5 (4.0)	29 (71)	21 (52)	50 (122)
Ghana Health Service	237	8 (3.2)	29 (0.84)	33 (0.78)	2.5 (6)	8 (19)	89 (212)
Ministry of Health	184	10 (2.5)	16 (1.2)	18 (1.2)	9.2 (17)	10 (18)	81 (149)
University of Dev Studies	184	10 (2.5)	9 (1.8)	9 (1.8)	12 (22)	16 (30)	72 (132)

TP: total number of articles; TPR (%): rank of total number of articles and percentage; FPR (%): rank of first author articles and percentage in all Ghana articles with first author information in Web of Science; RPR (%): rank of corresponding author articles and percentage in all Ghana articles with corresponding author information in Web of Science; %SI (SI): percentage in TP in an institute and single institute articles; %NC (NC): percentage in TP in an institute and nationally collaborative articles; %IC (IC): percentage in TP in an institute and number of internationally collaborative articles.

teamwork or collaboration among different institutions with $S:N:I = 20:34:46$. In Table 4, only University of Science and Technology ($S:N:I = 51:6.4:42$) had at < 50 % internationally collaborative articles of its total publications. Ghana Health Service had the highest percentage of international collaboration with $S:N:I = 2.5:8.0:89$. Our search showed that this trend was expected, because it agrees with the core functions of Ghana Health Service. The core functions of Ghana Health Service include the following: i) The analysis of national, bilateral and international policies and their application in the development of strategic plans and implementation guidelines for the Ghana Health Service in collaboration with other Divisions and implementation partners; ii) the coordination, guidance and development of short, medium and long-term plans and budgets for the Ghana Health Service's development, including the preparation of projects and programmes for local and international financing consistent with the Sector-Wide/Multi-Donor Budget Approach; and iii) the development of level specific performance indicators and contracts consistent with national, bilateral and international expectations, among others.

Authors: This section explores the distribution of articles by Ghanaian authors. Figure 3 captures number of articles and citations per publication. Internationally collaborative papers had the highest number of articles (5038) followed by the corresponding author not from Ghana (3913) and then the first author from Ghana followed with 3708 articles. The highest citations per publication (19) were registered by both first and corresponding authors not from Ghana. This was expected because most Ghanaian researchers collaborate with researchers from countries such as USA, UK, Germany, Netherlands, South Africa, Switzerland, Canada, Japan, Denmark, Kenya, Nigeria, China, France, Australia, Sweden, Tanzania, Burkina Faso, India, Italy, and Belgium. It is believed that Ghana is limited to some extent when it comes to sophisticated equipment for science and technology research. This confirms research conducted by Atuahene (2011) on the topic "Re-thinking the Missing Mission of Higher Education: An Anatomy of the Research Challenge of African Universities". He mentioned the following as the challenges which retard research in African universities: the poor research infrastructure,

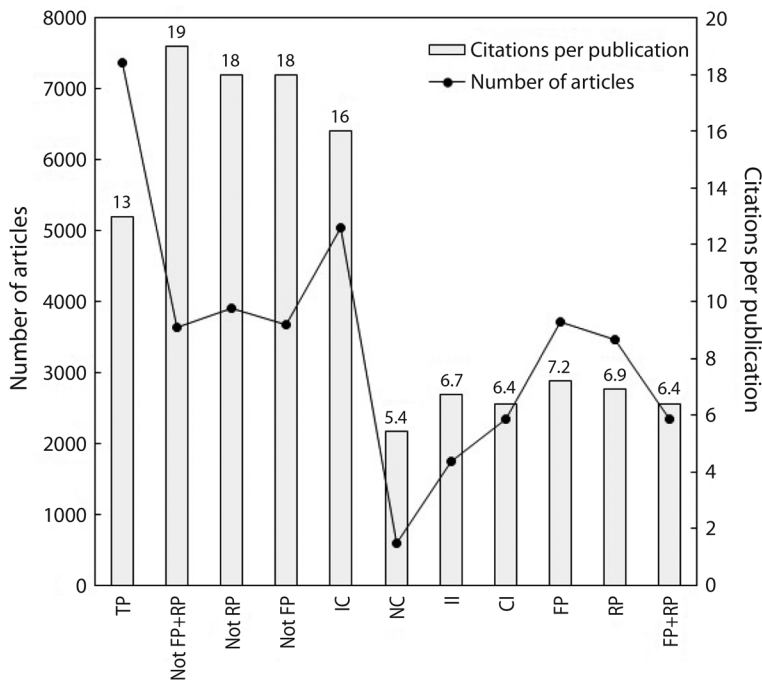


Fig. 3. Distribution of articles by Ghanaians authors. **TP:** total articles. **Not FP+RP:** both first and corresponding authors are not from Ghana. **Not RP:** corresponding author is not from Ghana. **Not FP:** first author is not from Ghana. **IC:** internationally collaborative papers. **NC:** nationally collaborative papers. **II:** institutional independent papers. **CI:** Ghana independent papers. **FP:** first author is from Ghana. **RP:** corresponding author is from Ghana. **FP+RP:** both first and corresponding authors are from Ghana.

limited Information and Communication Technologies (ICTs), the lack of leadership mandate and support, the lack of congenial political and academic environment in some countries, shortage and lack of faculty to pursue academic research due to heavy teaching loads and inadequate financial support. Furthermore, Table 5 listed indicators including total number of articles, number of article with first author, number of article with corresponding author and number of single author articles, for the top 11 productive authors, each with 60 or more articles. S. Owusu-Agyei, an epidemiologist with extensive experience in the design and conduct of clinical and field intervention trials from Ghana Health Service was ranked first with 125 articles, twenty-first with ten articles as the first author and twenty-second with 10 articles as corresponding author. He has been

the Director of the Kintampo Health Research Centre (KHRC) since 2002. He is a part-time Lecturer in the Departments of Epidemiology and Population Health and Infectious Tropical Diseases, London School of Hygiene and Tropical Medicine (LSHTM) and a Senior Lecturer at the School of Public Health, University of Ghana, Legon. The second position was occupied by B. J. B. Nyarko, Director-General from Ghana Atomic Energy Commission with 77 articles, 32nd with nine articles as the first author, 28th with nine as the corresponding author. The third position was occupied by A. Hodgson from Navrongo Health Research Centre with 75 articles, 428th position with two articles as the first author, 645th position with one paper as the corresponding author. It was not surprising that the top three spots were occupied by prolific writers from research

TABLE 5

Top 11 authors for Ghana articles in the Science Citation Index Expanded. Only authors with at least 60 articles

Author	Affiliation	rank (TP)	rank (FP)	rank (RP)	rank (SP)
S. Owusu-Agyei	Ghana Health Service, Ghana	1 (125)	21 (10)	22 (10)	N/A
B. J. B. Nyarko	Ghana Atomic Energy Commission, Ghana	2 (77)	32 (9)	28 (9)	N/A
A. Hodgson	Navrongo Health Research Centre, Ghana	3 (75)	428 (2)	645 (1)	N/A
F. K. Nkrumah	University of Ghana, Ghana	4 (70)	32 (9)	359 (2)	N/A
O. Adjei	Kwame Nkrumah University of Science and Technology, Ghana	5 (69)	169 (4)	228 (3)	N/A
E. H. K. Akaho	Ghana Atomic Energy Commission, Ghana	6 (67)	59 (7)	79 (6)	130 (1)
K. A. Koram	University of Ghana, Ghana	7 (66)	81 (6)	149 (4)	130 (1)
K. Awadzi	Onchocerciasis Chemotherapy Research Centre, Ghana	8 (64)	1 (29)	3 (23)	130 (1)
B. D. Akanmori	University of Ghana, Ghana	9 (62)	169 (4)	7 (15)	N/A
S. Adjei	University of Ghana, Ghana	10 (58)	787 (1)	645 (1)	130 (1)

TP: total number of articles; FP: number of article with first author; RP: number of article with corresponding author; SP: number of single author articles; N/A: not available.

TABLE 6

Top 11 Ghana articles with more than 300 citations ($TC_{2015} > 300$)

Rank (TC_{2015})	Rank (C_{2015})	Article title	AU	Reference
1 (1849)	1 (897)	Global and regional mortality from 235 causes of death for 20 age groups in 1990 and 2010: a systematic analysis for the Global Burden of Disease Study 2010	189	Lozano et al. (2012)
2 (1370)	2 (638)	Disability-adjusted life years (DALYs) for 291 diseases and injuries in 21 regions, 1990-2010: a systematic analysis for the Global Burden of Disease Study 2010	359	Murray et al. (2012)
3 (954)	3 (458)	Years lived with disability (YLDs) for 1160 sequelae of 289 diseases and injuries 1990-2010: a systematic analysis for the Global Burden of Disease Study 2010	355	Vos et al. (2012)
4 (864)	4 (415)	The global distribution and burden of dengue	18	Bhatt et al. (2013)
5 (528)	7 (125)	Science for managing ecosystem services: Beyond the Millennium Ecosystem Assessment	15	Carpenter et al. (2009)
6 (462)	5 (406)	Global, regional, and national prevalence of overweight and obesity in children and adults during 1980-2013: a systematic analysis for the Global Burden of Disease Study 2013	140	Ng et al. (2014)
7 (367)	35 (25)	Effect of intravenous corticosteroids on death within 14 days in 10008 adults with clinically significant head injury (MRC CRASH trial): randomised placebo-controlled trial	471	Muzha et al. (2004)
8 (327)	15 (49)	Increasing carbon storage in intact African tropical forests	33	Lewis et al. (2009)
9 (318)	61 (18)	A high-density admixture map for disease gene discovery in African Americans	32	Smith et al. (2004)
10 (307)	529 (5)	Rationale for development of a synthetic vaccine against plasmodium-falciparum malaria	7	Zavala et al. (1985)
11 (306)	14 (52)	First results of phase 3 trial of RTS, S/AS01 malaria vaccine in African children	142	Agnandji et al. (2012)

TC_{2015} : total number of times article cited from the Web of Science Core Collection since its publication to the end of 2015; C_{2015} : total number of citations of a paper in 2015 only; AU: number of authors.

based institutions and this could be due to the financial support they generally receive from both local and international donors for cutting-edge research.

Highly cited articles: This section captures Ghana articles including total number of times each article was cited from the Web of Science Core Collection since its publication to the end of 2015 (TC_{2015}), total number of citations of a paper in 2015 only (C_{2015}), and the number of authors (AU). Table 6 shows the top 11 Ghana articles with more than 300 citations ($TC_{2015} > 300$). The 11 articles were all of international collaboration. Both first and corresponding authors were not from Ghana. Seven first authors were from USA, three from the UK, and one from Australia while eight corresponding authors from USA and three from the UK. The article titled “Global and regional mortality from 235 causes of death for 20 age groups in 1990 and 2010: a systematic analysis for the Global Burden of Disease Study 2010” (Lozano et al. 2012) was published in *Lancet* by 189 authors and was ranked first for TC_{2015} . The second position was occupied by the article titled “Disability-adjusted life years (DALYs) for 291 diseases and injuries in 21 regions, 1990-2010: a systematic analysis for the Global Burden of Disease Study 2010” (Murray et al., 2012) also published in *Lancet* by 359 authors. It is clear from Table 6 that the top three most cited articles were all published in a high impact factor journal (i.e. *Lancet*). This was expected because it is known in literature that papers published in journals with a high *IF* would probably have high citations (Chuang & Ho, 2015). Furthermore, the article titled “Impact of permethrin impregnated bed-nets on child mortality in Kassena-Nankana district, Ghana: A randomized controlled trial” (Binka et al., 1996) was the most frequently cited article with TC_{2015} of 260 by F.N. Binka from Navrongo Health Research Centre as the first and also corresponding authors.

In conclusion, Ghanaian researchers/lecturers should publish their scientific works in

high impact factor journals captured by Thomson Reuters to have high citations.

RESUMEN

Análisis bibliométrico de las publicaciones de Ghana en el Índice de Citación de Ciencia. Ghana es un país del oeste de África para el cual aparentemente hay limitados estudios cuantitativos. El objetivo de este estudio fue analizar la contribución de Ghana al conocimiento capturado en la base de datos del Índice de Citación Expandido de Ciencia Thomson Reuters (SCI-EXPANDED) de 1936-2016. Se analizaron los siguientes datos: tipo de documento, lenguaje de la publicación, tendencia de la publicación, categorías temáticas de *Web of Science*, revistas, colaboración internacional, instituciones, autores y artículos frecuentemente citados. Los indicadores como el número total de artículos, artículos de primer autor y artículos de autor de correspondencia se aplicaron para comparar el rendimiento de publicación de países e instituciones colaboradoras. También la cantidad de artículos de una institución: la cantidad de artículos de colaboración nacional: la cantidad de artículos de colaboración internacional (S:N:I) se utilizaron para comparar las características de publicación de las instituciones de Ghana. Los resultados muestran que la tendencia de publicación incrementó de 1998 al 2015 con investigaciones enfocadas en salud y medicina. *PLoS One* fue la revista más productiva y el país más colaborador para los artículos de Ghana fue EE.UU. Las contribuciones de la Universidad de Ghana se clasificaron como los mejores artículos de Ghana y los artículos con mayores citas fueron los de colaboración internacional. En conclusión, la distribución del conocimiento de autores Ghaneses es masiva en las áreas público, ambiental y salud ocupacional y medicina tropical pero el factor de impacto es más alto en artículos de inmunología, enfermedades infecciosas y microbiología. Por lo tanto, los autores Ghaneses están alentados a publicar más artículos en revistas de alto factor de impacto con el Índice de Citación Expandido de Ciencia Thomson Reuters para que sus publicaciones sean reconocidas por las bases de datos internacionales existentes.

Palabras clave: Ghana; SCI-EXPANDED; Web of Science; tendencias de investigación; colaboraciones

REFERENCES

- Agnandji, S. T., Lell, B., Fernandes, J. F., Abossolo, B. P., Methogo, B., Kabwende, A. L., ... Vansadia, P. (2012). A phase 3 trial of RTS, S/AS01 malaria vaccine in African infants. *The New England Journal of Medicine*, 367(24), 2284-2295. doi: 10.1056/NEJMoa1208394



- Agyeman, E. A., & Bilson, A. (2015). Research focus and trends in nuclear science and technology in Ghana: a bibliometric study based on the INIS database. *Library Philosophy and Practice (e-journal)*. Paper 1212
- Alemna, A. (2016). *Scholarly Publishing in Africa and the role of the Open Access Initiative (OAI)*. Retrieved from <http://hdl.handle.net/123456789/8508>
- Aswathy, S., & Gopikuttan, A. (2013). Productivity pattern of universities in Kerala: a scientometric analysis. *Annals of Library and Information Studies (ALIS)*, 60(3), 176-185.
- Attafuah, A., & Tinsley, T. (1958). Virus diseases of *Adansonia digitata* L. (Bombacaceae) and their relation to cacao in Ghana. *Annals of Applied Biology*, 46(1), 20-22.
- Atuahene, F. (2011). Re-thinking the missing mission of higher education: an anatomy of the research challenge of African universities. *Journal of Asian and African Studies*, 46(4), 321-341.
- Bhatt, S., Gething, P. W., Brady, O. J., Messina, J. P., Farlow, A. W., Moyes, C. L., ... Sankoh, O. (2013). The global distribution and burden of dengue. *Nature*, 496(7446), 504-507.
- Binka, F.N., Kubaje, A., Adjuik, M., Williams, L.A., Lengeler, C., Maude, G.H., ... Smith, P.G. (1996). Impact of permethrin impregnated bednets on child mortality in Kassena-Nankana district, Ghana: a randomized controlled trial. *Tropical Medicine & International Health*, 1(2), 147-154.
- Boshoff, N. (2009). Neo-colonialism and research collaboration in Central Africa. *Scientometrics*, 81(2), 413-434.
- Boshoff, N. (2010). South-South research collaboration of countries in the Southern African Development Community (SADC). *Scientometrics*, 84(2), 481-503.
- Bousquet, J., Khaltayev, N., Cruz, A., Denburg, J., Fokkens, W., Togias, A., ... Van Weel, C. (2008). Allergic rhinitis and its impact on asthma (ARIA) 2008. *Allergy*, 63(s86), 8-160.
- Carpenter, S. R., Mooney, H. A., Agard, J., Capistrano, D., DeFries, R. S., Diaz, S., ... Pereira, H.M. (2009). Science for managing ecosystem services: beyond the millennium ecosystem assessment. *Proceedings of the National Academy of Sciences*, 106(5), 1305-1312.
- Chuang, K. Y., Chuang, Y. C., Ho, M., & Ho, Y. S. (2011). Bibliometric analysis of public health research in Africa: the overall trend and regional comparisons. *South African Journal of Science*, 107(5-6), 54-59.
- Chuang, K. Y., & Ho, Y. S. (2015). An evaluation based on highly cited publications in Taiwan. *Current Science*, 108(5), 933-941.
- Chuang, K. Y., Olaiya, M. U., & Ho, Y. S. (2012). Bibliometric analysis of the *Polish Journal of Environmental Studies* (2000-11). *Polish Journal of Environmental Studies*, 21(5), 1175-1183.
- Chuang, K. Y., Wang, M. H., & Ho, Y. S. (2011). High-impact papers presented in the subject category of water resources in the essential science indicators database of the institute for scientific information. *Scientometrics*, 87(3), 551-562.
- Fakhree, M. A. A., & Jouyban, A. (2011). Scientometric analysis of the major Iranian medical universities. *Scientometrics*, 87(1), 205-220.
- Garfield, E. (2006). Citation indexes for science. A new dimension in documentation through association of ideas. *International Journal of Epidemiology*, 35(5), 1123-1127.
- Garfield, E. (2007). The evolution of the science citation index. *International Microbiology: Official Journal of the Spanish Society for Microbiology*, 10(1), 65-70.
- Garfield, E. (2009). The evolution of the science citation index. *Contributions to Science*, 5(1), 63-70.
- Guerin, P. J., Olliaro, P., Nosten, F., Druilhe, P., Laxminarayan, R., Binka, F., ... White, N. J. (2002). Malaria: current status of control, diagnosis, treatment, and a proposed agenda for research and development. *Lancet Infectious Diseases*, 2(9), 564-573.
- Ho, Y. S. (2007). Bibliometric analysis of adsorption technology in environmental science. *Journal of Environmental Protection Science*, 1(1), 1-11.
- Ho, Y. S. (2012). Top-cited articles in chemical engineering in Science Citation Index Expanded: a bibliometric analysis. *Chinese Journal of Chemical Engineering*, 20(3), 478-488.
- Ho, Y. S. (2013). The top-cited research works in the Science Citation Index Expanded. *Scientometrics*, 94(3), 1297-1312.
- Ho, Y. S., & Fu, H. Z. (2016). Mapping of metal-organic frameworks publications: a bibliometric analysis. *Inorganic Chemistry Communications*, 73, 174-182.
- Ho, H. C., & Ho, Y. S. (2015). Publications in dance field in Arts and Humanities Citation Index: a bibliometric analysis. *Scientometrics*, 105(2), 1031-1040.
- Ho, Y. S., Satoh, H., & Lin, S. Y. (2010). Japanese lung cancer research trends and performance in Science Citation Index. *Internal Medicine*, 49(20), 2219-2228.
- Knight, R., & Tinsley, T. (1958). Some histological observations on virus-infected *Theobroma Cacao* L. *Annals of Applied Biology*, 46(1), 7-10.

- Lewis, S. L., Lopez-Gonzalez, G., Sonké, B., Affum-Baffoe, K., Baker, T. R., Ojo, L. O., ... Comiskey, J. A. (2009). Increasing carbon storage in intact African tropical forests. *Nature*, 457(7232), 1003-1006.
- Li, Z., & Ho, Y. S. (2008). Use of citation per publication as an indicator to evaluate contingent valuation research. *Scientometrics*, 75(1), 97-110.
- Lomatey, I. T., Abledu, G. K., Baayel, P., Akussah, M., & Botchway, H. K. (2016). A scientometric analysis of research performance of Ghanaian polytechnics. *International Journal of Modern Education Research*, 3(5), 37-40.
- Lozano, R., Naghavi, M., Foreman, K., Lim, S., Shibuya, K., Aboyans, V., ... Murray, C. J. (2012). Global and regional mortality from 235 causes of death for 20 age groups in 1990 and 2010: a systematic analysis for the Global Burden of Disease Study 2010. *Lancet*, 380(9859), 2095-2128. doi: 10.1016/S0140-6736(12)61728-0
- Milojević, S., & Leydesdorff, L. (2013). Information metrics (iMetrics): a research specialty with a socio-cognitive identity? *Scientometrics*, 95(1), 141-157.
- Monge-Nájera, J., & Ho, Y. S. (2012). Costa Rica Publications in the Science Citation Index Expanded: a bibliometric analysis for 1981-2010. *Revista de Biología Tropical*, 60(4), 1649-1661.
- Monge-Nájera, J., & Ho, Y. S. (2015). Bibliometry of Panama publications in the Science Citation Index Expanded: publication type, language, fields, authors and institutions. *Revista de Biología Tropical*, 63(4), 1255-1266.
- Monge-Nájera, J., & Ho, Y. S. (2017a). Bibliometrics of Nicaraguan publications in the Science Citation Index Expanded. *Revista de Biología Tropical*, 65(2), 643-655.
- Monge-Nájera, J., & Ho, Y. S. (2017b). Bibliometrics of Honduras publications in the Science Citation Index Expanded. *Revista de Biología Tropical*, 6(2), 657-658.
- Murray, C. J., Vos, T., Lozano, R., Naghavi, M., Flaxman, A. D., Michaud, C., ... Lopez, A. D. (2012). Disability-adjusted life years (DALYs) for 291 diseases and injuries in 21 regions, 1990-2010: a systematic analysis for the Global Burden of Disease Study 2010. *Lancet*, 380(9859), 2197-2223. doi: 10.1016/S0140-6736(12)61689-4
- Muzha, I., Filipi, N., Lede, R., Copertari, P., Traverso, C., Copertari, A., ... Olldash, F. (2004). Effect of intravenous corticosteroids on death within 14 days in 10008 adults with clinically significant head injury (MRC CRASH trial): Randomised placebo-controlled trial. *Lancet*, 364(9442), 1321-1328.
- Ng, M., Fleming, T., Robinson, M., Thomson, B., Graetz, N., Margono, C., ... Abera, S. F. (2014). Global, regional, and national prevalence of overweight and obesity in children and adults during 1980-2013: a systematic analysis for the Global Burden of Disease Study 2013. *Lancet*, 384 (9945), 766-781.
- Noruzi, A., & Abdekhoda, M. (2014). Scientometric analysis of Iraqi-Kurdistan universities' scientific productivity. *Electronic Library*, 32(6), 770-785.
- Nwagwu, W., & Egbon, O. (2011). Bibliometric analysis of Nigeria's social science and arts and humanities publications in Thomson Scientific databases. *Electronic Library*, 29(4), 438-456.
- Owusu-Nimo, F., & Boshoff, N. (2017). Research collaboration in Ghana: patterns, motives and roles. *Scientometrics*, 110(3), 1099-1121.
- Pouris, A. (2010). A scientometric assessment of the Southern Africa Development Community: science in the tip of Africa. *Scientometrics*, 85(1), 145-154.
- Pouris, A., & Pouris, A. (2009). The state of science and technology in Africa (2000-2004). *Scientometrics*, 79(2), 297-309.
- Sam, J. (2008). An Analysis of Ghana Library Journal: A Bibliometric Study. *African Journal of Library Archives and Information Science*, 18(1), 55-62.
- Smith, M. W., Patterson, N., Lautenberger, J. A., Truelove, A. L., McDonald, G. J., Waliszewska, A., ... Le, E. (2004). A high-density admixture map for disease gene discovery in African Americans. *The American Journal of Human Genetics*, 74(5), 1001-1013.
- Stewart, J. M. (1967). Tongue root position in Akan vowel harmony. *Phonetica*, 16(4), 185-204.
- Tijssen, R. J. (2007). Africa's contribution to the worldwide research literature: new analytical perspectives, trends, and performance indicators. *Scientometrics*, 71(2), 303-327.
- Tinsley, T., & Wharton, A. (1958). Studies on the host ranges of viruses from *Theobroma cacao* L. *Annals of Applied Biology*, 46(1), 1-6.
- Toivanen, H., & Ponomarev, B. (2011). African regional innovation systems: bibliometric analysis of research

- collaboration patterns 2005-2009. *Scientometrics*, 88(2), 471-493.
- Vos, T., Flaxman, A. D., Naghavi, M., Lozano, R., Michaud, C., Ezzati, M., ... Murray, C. J. (2012). Years lived with disability (YLDs) for 1160 sequelae of 289 diseases and injuries 1990-2010: a systematic analysis for the Global Burden of Disease Study 2010. *Lancet*, 380(9859), 2163-2196. doi: 10.1016/S0140-6736(12)61729-2
- Wambu, E. W., & Ho, Y. S. (2016). A bibliometric analysis of drinking water research in Africa. *Water SA*, 42(4), 612-620.
- Wang, M. H., Fu, H. Z., & Ho, Y. S. (2011). Comparison of universities' scientific performance using bibliometric indicators. *Malaysian Journal of Library and Information Science*, 16(2), 1-19.
- Wang, M. H., Yu, T. C., & Ho, Y. S. (2010). A bibliometric analysis of the performance of *Water Research*. *Scientometrics*, 84(3), 813-820.
- Zavala, F., Tam, J. P., Hollingdale, M. R., Cochrane, A. H., Quakyi, I., Nussenzweig, R. S., & Nussenzweig, V. (1985). Rationale for development of a synthetic vaccine against *Plasmodium falciparum* malaria. *Science*, 228(4706), 1436-1440.