

## Letter to the Editor Regarding “The Top 100 Most-Cited Articles on Kyphoplasty and Vertebroplasty”



### LETTER:

Huang et al.<sup>1</sup> recently published an article in *World Neurosurgery* entitled “The top 100 most-cited articles on kyphoplasty and vertebroplasty”. Huang et al. mentioned in the Methods section that “On March 21, 2019, all databases of the Web of Science (specifically the Web of Science core database, KIC-Korean Journal Database, MEDLINE, Russian Science Citation Index, and SciELO Citation Index) were searched to identify the 100 most-cited articles on PKP and PVP research, with the exclusion of non-English studies. The keywords used were “vertebroplasty” and “kyphoplasty.” See the flowchart for the study design (Figure 1).” The authors commented “exclusion of non-English studies,” which means that most articles published in KIC-Korean Journal Database and most articles published in Russian Science Citation Index would not be included. The authors also mentioned in the original article “excluded based on title and abstract” in Figure 1 (Huang et al., 2020<sup>1</sup>). The authors missed articles entitled “Technological issues for the development of more efficient calcium phosphate bone cements: a critical assessment”<sup>2</sup> and “The effect of cement augmentation on the load transfer in an osteoporotic functional spinal unit: finite-element analysis”,<sup>3</sup> which include the keyword “vertebroplasty”.

Web of Science (<https://clarivate.com/webofsciencegroup/solutions/webofscience-platform/>) includes

1. Web of Science Core Collection
2. Data Citation Index
3. Derwent Innovations Index
4. BIOSIS Previews
5. Biological Abstracts
6. BIOSIS Citation Index
7. Current Contents Connect
8. Zoological Record
9. Inspec
10. CABI: CAB Abstracts
11. CABI: Global Health
12. MEDLINE
13. FSTA—the food science resource
14. Russian Science Citation Index
15. Chinese Science Citation Index
16. KCI-Korean Journal Database
17. SciELO Citation Index

Furthermore, Web of Science Core Collection includes

1. Science Citation Index Expanded (SCI-EXPANDED) (1900–present)
2. Social Sciences Citation Index (SSCI) (1900–present)
3. Arts & Humanities Citation Index (A&HCI) (1975–present)
4. Conference Proceedings Citation Index–Science (CPCI-S) (1990–present)
5. Conference Proceedings Citation Index–Social Science & Humanities (CPCI-SSH) (1990–present)
6. Book Citation Index–Science (BKCI-S) (2005–present)
7. Book Citation Index–Social Sciences & Humanities (BKCI-SSH) (2005–present)
8. Emerging Sources Citation Index (ESCI) (2015–present)

Web of Science Core Collection: Chemical Indexes

1. Current Chemical Reactions (CCR-EXPANDED) (1985–present)
2. Index Chemicus (IC) (1993–present)

Using all these different levels of databases in Web of Science is inappropriate for bibliometric studies.<sup>4,5</sup> Thus, the authors should choose appropriate databases for their bibliometric researches. The following results were obtained using the method in the original article<sup>1</sup> (data last updated 27 March, 2020).

Web of Science Core Collection (1900–present): 5411 documents including 172 documents with citations from Web of Science Core Collection  $\geq 100$  times

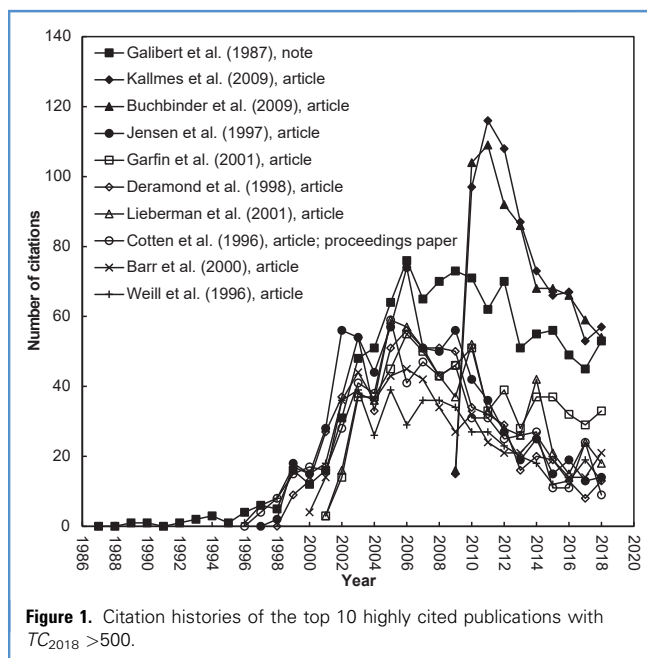
KCI-Korean Journal Database (1980–present): 286 documents including 0 documents with citations from Web of Science Core Collection  $\geq 100$  times

MEDLINE (1950–present): 4559 documents including 169 documents with citations from Web of Science Core Collection  $\geq 100$  times

Russian Science Citation Index (2005–present): 47 documents including 0 documents with citations from Web of Science Core Collection  $\geq 100$  times

SciELO Citation Index (2002–present): 46 documents including 0 documents with citations from Web of Science Core Collection  $\geq 100$  times

It has been pointed out that Web of Science is designed for researchers to find published literature but not for bibliometric studies.<sup>6–8</sup> Thus, understanding of the database used and an appropriate data treatment are always needed when using Web of Science for bibliometric studies.<sup>6</sup> Huang et al. (2020)<sup>1</sup> considered keywords contained in KeyWordsPlus, which provides the search terms extracted from the title of articles cited in each new article listed in Current Contents.<sup>9</sup> Because of the problem of searching words in KeyWordsPlus, Ho's group was the first to



propose a filter, named “front page,” including the titles, the abstracts, and author keywords, to improve the bibliometric method.<sup>10</sup> Those documents that can only be found by KeyWordsPlus were irrelevant to the search topic.<sup>11</sup>

Based on an idea from the original article (Huang et al., 2020<sup>5</sup>), an appropriate search strategy was used as follows:

Title = (“kypoplasty” or “vertebroplasty” or “vertebroplasties” or “kypoplasties” or “vertebroplastic” or “kypoplastiy” or “vertebroplastia”)

Timespan = 1990–2018

Indexes = SCI-EXPANDED

Data last updated March 27, 2020

This search resulted in 4695 documents. To improve the bias of using SCI-EXPANDED for bibliometric studies, the “front page” (including the document title, the abstract, and the author keywords) was proposed by Ho’s group in 2012.<sup>10</sup> According to 4695 documents, “front page” was applied as a filter. A total of 3717 kypoplasty-related and vertebroplasty-related documents were found. As a result, 2778 documents (59% of the 4695 documents) did not include search keywords in their “front page” (e.g., the highly cited articles entitled “Arthroscopic partial meniscectomy versus sham surgery for a degenerative meniscal tear”,<sup>12</sup> “Guidance on the management of pain in older people”,<sup>13</sup> and “Injectability of calcium phosphate pastes”<sup>14</sup>). It can be concluded that documents with search words in their “front page” can improve bibliometric studies.<sup>7</sup> Bibliometric articles

with the same problems were found in the medical-related journals (e.g., *Respiratory Medicine*,<sup>15</sup> *Medicine*,<sup>16</sup> *Rheumatology International*,<sup>17</sup> *World Neurosurgery*,<sup>18</sup> and *Annals of Surgical Treatment and Research*<sup>19</sup>). To stop publishing the same mistakes, comments were reported in *Toxicology and Industrial Health*,<sup>5</sup> *Scandinavian Journal of Hospitality and Tourism*,<sup>4</sup> *Frontiers in Pharmacology*,<sup>20</sup> *Cleft Palate-Craniofacial Journal*,<sup>21</sup> and *Chinese Medical Journal*.<sup>22</sup>

In 2011, Ho’s group recorded the total number of times that an article was cited from Web of Science Core Collection since its date of publication to the end of the most recent year under the heading  $TC_{year}$ .<sup>23–25</sup> The advantage of  $TC_{year}$  compared with the usual measure of total citations (TC) in the Web of Science Core Collection lies in its invariance, for it is not updated over time.<sup>26</sup> Highly cited articles was defined by Ho as  $TC_{year} \geq 100$ .<sup>27</sup> It was reported that highly cited articles might not be always highly cited after publication.<sup>28</sup> Similarly,  $C_{year}$  (the total number of citations of an article in the most recent year) was used as an indicator to evaluate article impact in the recent year.<sup>24,29</sup>

**Table 1** shows characteristics of 132 highly cited publications with  $TC_{2018} \geq 100$  in kypoplasty and vertebroplasty research with 2 citation indicators. Only 70 of the top 132 highly cited publications (53% of the 132 publications) were also ranked in the top 104 high-impact publications in 2018 with  $C_{2018} \geq 10$ . A comparison of citation histories of the top 10 highly cited publications with  $TC_{2018} > 500$  is shown in **Figure 1**. **Figure 2** shows citation histories of the top 11 the most-cited publications with highest impact in 2018 with  $C_{2018} > 30$ . Articles published in later years need time to accumulate citations. Articles by Clark et al. (2016)<sup>30</sup> and Anastasilakis et al. (2017)<sup>31</sup> had lower  $TC_{2018}$  of 52 and 39, respectively. However, these 2 articles had  $C_{2018}$  of 31 (ranked eighth) and 30 (ranked ninth) respectively. They had high impact in studies of kypoplasty and vertebroplasty. **Figure 3** shows citation histories of 7 highly cited publications with  $C_{2018} \leq 2$ . These publications had low impact in the most recent year of 2018.

Huang et al. (2020)<sup>1</sup> published “The top 100 most-cited articles on kypoplasty and vertebroplasty” in *World Neurosurgery* using inappropriate search words and methods. This situation may result in misleading readers of the journal.<sup>4,5,7,20,21,162</sup> It has been pointed out that authors have the duty to use accurate methods in their publications, reviewers have the responsibility to point out the mistakes, and journal editors have to pay more attention to such problems in articles that are being accepted for publication.<sup>7</sup> It is not helpful for researchers to duplicate the same problems again and again without improving their research.<sup>7,8,21</sup>

#### Yuh-Shan Ho

Trend Research Centre, Asia University, Wufeng, Taichung, Taiwan  
To whom correspondence should be addressed: Yuh-Shan Ho, Ph.D.  
[E-mail: ysho@asia.edu.tw]

*Conflict of interest statement:* The author declares that the article content was composed in the absence of any commercial or financial relationships that could be construed as a potential conflict of interest.

<https://doi.org/10.1016/j.wneu.2020.04.012>

**Table 1.** Characteristics of 132 Highly Cited Publications with  $TC_{2018} \geq 100$  in Kyphoplasty and Vertebroplasty Research

Rank ( $TC_{2018}$ )	Rank ( $C_{2018}$ )	Title (Document Type)	Reference
1 (1058)	3 (53)	A treatment method for certain spinal angiomas: percutaneous vertebroplasty with acrylic cement (note)	32
2 (739)	1 (57)	A randomized trial of vertebroplasty for osteoporotic spinal fractures (article)	33
3 (722)	2 (54)	A randomized trial of vertebroplasty for painful osteoporotic vertebral fractures (article)	34
4 (715)	50 (14)	Percutaneous polymethylmethacrylate vertebroplasty in the treatment of osteoporotic vertebral body compression fractures: technical aspects (article)	35
5 (649)	7 (33)	New technologies in spine: kyphoplasty and vertebroplasty for the treatment of painful osteoporotic compression fractures (article)	36
6 (616)	57 (13)	Percutaneous vertebroplasty with polymethylmethacrylate: technique, indications, and results (article)	37
7 (599)	31 (18)	Initial outcome and efficacy of "kyphoplasty" in the treatment of painful osteoporotic vertebral compression fractures (article)	38
8 (598)	105 (9)	Percutaneous vertebroplasty for osteolytic metastases and myeloma: effects of the percentage of lesion filling and the leakage of methyl methacrylate at clinical follow-up (article, proceedings paper)	39
9 (517)	18 (21)	Percutaneous vertebroplasty for pain relief and spinal stabilization (article)	40
10 (512)	57 (13)	Spinal metastases: indications for and results of percutaneous injection of acrylic surgical cement (article)	41
11 (434)	6 (39)	Efficacy and safety of balloon kyphoplasty compared with non-surgical care for vertebral compression fracture (FREE): a randomised controlled trial (article)	42
12 (427)	39 (16)	Percutaneous vertebroplasty and kyphoplasty for painful vertebral body fractures in cancer patients (article)	43
13 (417)	39 (16)	Long-term observations of vertebral osteoporotic fractures treated by percutaneous vertebroplasty (article)	44
14 (416)	9 (30)	Vertebroplasty and kyphoplasty: a systematic review of 69 clinical studies (review)	45
15 (414)	4 (46)	Palliative radiotherapy for bone metastases: an astro evidence-based guideline (article)	46
16 (409)	4 (46)	Vertebroplasty versus conservative treatment in acute osteoporotic vertebral compression fractures (Vertos II): an open-label randomised trial (article)	47
17 (353)	18 (21)	Occurrence of new vertebral body fracture after percutaneous vertebroplasty in patients with osteoporosis (article)	48
18 (350)	95 (10)	Percutaneous vertebroplasty: state of the art (article, proceedings paper)	49
19 (336)	259 (5)	Percutaneous vertebroplasty in the treatment of osteoporotic vertebral compression fractures: an open prospective study (article)	50
20 (320)	57 (13)	The biomechanics of vertebroplasty: the effect of cement volume on mechanical behavior (article)	51
21 (313)	50 (14)	Percutaneous vertebroplasty: a developing standard of care for vertebral compression fractures (review)	52
22 (307)	105 (9)	Pulmonary embolism caused by acrylic cement: a rare complication of percutaneous vertebroplasty (article)	53
23 (297)	128 (8)	Percutaneous vertebroplasty guided by a combination of ct and fluoroscopy (article)	54
24 (293)	95 (10)	Percutaneous transpedicular vertebroplasty with PMMA: operative technique and early results—a prospective study for the treatment of osteoporotic compression fractures (article)	55
24 (293)	44 (15)	Adjacent vertebral failure after vertebroplasty: a biomechanical investigation (article)	56
26 (290)	26 (19)	Technological issues for the development of more efficient calcium phosphate bone cements: a critical assessment (article)	2

Continues

Table 1. Continued

Rank ( <i>TC</i> <sub>2018</sub> )	Rank ( <i>C</i> <sub>2018</sub> )	Title (Document Type)	Reference
27 (269)	31 (18)	Effects of bone cement volume and distribution on vertebral stiffness after vertebroplasty (article)	57
28 (267)	57 (13)	Vertebroplasty: cement leakage into the disc increases the risk of new fracture of adjacent vertebral body (article)	58
29 (261)	95 (10)	Vertebral compression fractures: pain reduction and improvement in functional mobility after percutaneous polymethylmethacrylate vertebroplasty-retrospective report of 245 cases (article)	59
30 (242)	50 (14)	Incidence of subsequent vertebral fracture after kyphoplasty (article)	60
30 (242)	18 (21)	New fractures after vertebroplasty: adjacent fractures occur significantly sooner (article)	61
32 (238)	31 (18)	The effect of cement augmentation on the load transfer in an osteoporotic functional spinal unit: finite-element analysis (article)	3
33 (233)	128 (8)	Percutaneous vertebroplasty for osteoporotic compression fractures: quantitative prospective evaluation of long-term outcomes (article, proceedings paper)	62
34 (229)	105 (9)	Management of acute osteoporotic vertebral fractures: a nonrandomized trial comparing percutaneous vertebroplasty with conservative therapy (article)	63
35 (228)	511 (3)	Kyphoplasty in the treatment of osteolytic vertebral compression fractures as a result of multiple myeloma (article)	64
36 (222)	34 (17)	Percutaneous vertebroplasty compared with optimal pain medication treatment: short-term clinical outcome of patients with subacute or chronic painful osteoporotic vertebral compression fractures. The VERTOS study (article)	65
37 (221)	95 (10)	Treatment of painful osteoporotic vertebral fractures with percutaneous vertebroplasty or kyphoplasty (review)	66
38 (202)	44 (15)	Balloon kyphoplasty and vertebroplasty for vertebral compression fractures: a comparative systematic review of efficacy and safety (review)	67
39 (200)	511 (3)	Biomechanical efficacy of unipedicular versus bipedicular vertebroplasty for the management of osteoporotic compression fractures (article)	68
40 (198)	44 (15)	Leakage of cement in percutaneous transpedicular vertebroplasty for painful osteoporotic compression fractures (article)	69
41 (196)	259 (5)	An in vivo comparison of the potential for extravertebral cement leak after vertebroplasty and kyphoplasty (article)	70
42 (192)	39 (16)	Comparison of vertebroplasty and balloon kyphoplasty for treatment of vertebral compression fractures: a meta-analysis of the literature (article)	71
42 (192)	728 (2)	Percutaneous vertebroplasties. Technique and indications (review)	72
44 (183)	259 (5)	An ex vivo biomechanical evaluation of an inflatable bone tamp used in the treatment of compression fracture (article)	73
44 (183)	34 (17)	Injectable bone cements for use in vertebroplasty and kyphoplasty: state-of-the-art review (review)	74
46 (181)	259 (5)	Prospective evaluation of pain relief in 100 patients undergoing percutaneous vertebroplasty: results and follow-up (article)	75
46 (181)	50 (14)	Load shift of the intervertebral disc after a vertebroplasty: a finite-element study (article)	Baroud et al. (2003) <sup>76</sup>
48 (180)	12 (29)	Balloon kyphoplasty versus non-surgical fracture management for treatment of painful vertebral body compression fractures in patients with cancer: a multicentre, randomised controlled trial (article)	77
49 (178)	196 (6)	The dynamic mobility of vertebral compression fractures (article)	78
50 (176)	128 (8)	Percutaneous vertebroplasty: functional improvement in patients with osteoporotic compression fractures (article)	79
51 (175)	511 (3)	Balloon kyphoplasty: one-year outcomes in vertebral body height restoration, chronic pain, and activity levels (article)	80

Continues

Table 1. Continued

Rank ( <i>TC</i> <sub>2018</sub> )	Rank ( <i>C</i> <sub>2018</sub> )	Title (Document Type)	Reference
51 (175)	149 (7)	Society of Interventional Radiology quality improvement guidelines for percutaneous vertebroplasty (article)	81
53 (174)	511 (3)	A review of complications associated with vertebroplasty and kyphoplasty as reported to the Food and Drug Administration Medical Device Related Web Site (review)	82
54 (171)	259 (5)	Early radiographic and clinical results of balloon kyphoplasty for the treatment of osteoporotic vertebral compression fractures (article)	83
54 (171)	105 (9)	Risk factors of new compression fractures in adjacent vertebrae after percutaneous vertebroplasty (article)	84
54 (171)	57 (13)	Pulmonary embolism of polymethyl methacrylate during percutaneous vertebroplasty and kyphoplasty (article)	85
57 (168)	128 (8)	Augmentation of mechanical properties in osteoporotic vertebral bones: a biomechanical investigation of vertebroplasty efficacy with different bone cements (article)	86
58 (167)	354 (4)	Vertebroplasty: clinical experience and follow-up results (article, proceedings paper)	87
59 (166)	149 (7)	Percutaneous vertebroplasty for severe osteoporotic vertebral body compression fractures (article)	88
59 (166)	105 (9)	Balloon kyphoplasty in the management of vertebral compression fractures: an updated systematic review and meta-analysis (review)	89
61 (164)	149 (7)	Major neurological complications following percutaneous vertebroplasty with polymethylmethacrylate: a case report (article)	90
62 (162)	149 (7)	Temperature elevation caused by bone cement polymerization during vertebroplasty (article, proceedings paper)	91
63 (161)	44 (15)	Surgical management of spinal metastases (article)	92
63 (161)	259 (5)	Treatment of painful vertebral fractures by kyphoplasty in patients with primary osteoporosis: a prospective nonrandomized controlled study (article)	93
63 (161)	24 (20)	Primary pedicle screw augmentation in osteoporotic lumbar vertebrae: biomechanical analysis of pedicle fixation strength (article)	94
66 (159)	354 (4)	Percutaneous transpedicular polymethyl methacrylate vertebroplasty for the treatment of spinal compression fractures (article)	95
67 (156)	259 (5)	Dose-dependent epidural leakage of polymethylmethacrylate after percutaneous vertebroplasty in patients with osteoporotic vertebral compression fractures (article)	96
68 (155)	511 (3)	Biomechanical evaluation of a new bone cement for use in vertebroplasty (article)	97
69 (153)	511 (3)	Percutaneous vertebroplasty (article)	98
70 (152)	17 (22)	Risk of fracture after single fraction image-guided intensity-modulated radiation therapy to spinal metastases (article)	99
71 (148)	259 (5)	Percutaneous balloon kyphoplasty for the correction of spinal deformity in painful vertebral body compression fractures (article)	100
71 (148)	259 (5)	Balloon kyphoplasty is effective in deformity correction of osteoporotic vertebral compression fractures (article)	101
73 (147)	354 (4)	Acute osteoporotic vertebral collapse: open study on percutaneous injection of acrylic surgical cement in 20 patients (article)	102
73 (147)	57 (13)	The characteristics of a hydroxyapatite-chitosan-PMMA bone cement (article)	103
73 (147)	259 (5)	Clinical outcomes after acute osteoporotic vertebral fractures: a two-year non-randomised trial comparing percutaneous vertebroplasty with conservative therapy (review)	104
76 (144)	74 (12)	Use of injectable calcium phosphate cement for fracture fixation: a review (article)	105
76 (144)	196 (6)	Percutaneous vertebroplasty: long-term clinical and radiological outcome (article)	106
			Continues

Table 1. Continued

Rank ( <i>TC</i> <sub>2018</sub> )	Rank ( <i>C</i> <sub>2018</sub> )	Title (Document Type)	Reference
76 (144)	18 (21)	Balloon kyphoplasty versus vertebroplasty for treatment of osteoporotic vertebral compression fracture: a prospective, comparative, and randomized clinical study (article)	107
79 (140)	57 (13)	Vertebroplasty and kyphoplasty for the treatment of vertebral compression fractures: an evidenced-based review of the literature (article)	108
79 (140)	728 (2)	Percutaneous vertebroplasty in patients with osteolytic metastases or multiple myeloma (review)	109
81 (139)	354 (4)	The effect of vertebral body percentage fill on mechanical behavior during percutaneous vertebroplasty (article)	110
82 (138)	196 (6)	Primary and secondary osteoporosis' incidence of subsequent vertebral compression fractures after kyphoplasty (article)	111
83 (137)	105 (9)	A lethal pulmonary embolism during percutaneous vertebroplasty (article)	112
83 (137)	74 (12)	Cement leakage during vertebroplasty: an underestimated problem (article)	113
83 (137)	259 (5)	Percutaneous vertebroplasty for spinal metastases: complications (article)	114
83 (137)	14 (27)	The role of polymethylmethacrylate bone cement in modern orthopaedic surgery (review)	115
87 (135)	259 (5)	Kyphoplasty for vertebral compression fractures: one-year clinical outcomes from a prospective study (article)	116
88 (134)	9 (30)	International myeloma working group recommendations for the treatment of multiple myeloma-related bone disease (article)	117
89 (128)	196 (6)	Temperature measurement during polymerization of polymethylmethacrylate cement used for vertebroplasty (review)	118
89 (128)	196 (6)	Ionic modification of calcium phosphate cement viscosity. Part I: hypodermic injection and strength improvement of apatite cement (article)	119
89 (128)	57 (13)	Spinal extradural metastasis: review of current treatment options (article)	120
92 (127)	16 (25)	Twelve-months follow-up in forty-nine patients with acute/semiacute osteoporotic vertebral fractures treated conservatively or with percutaneous vertebroplasty: a clinical randomized study (article)	121
93 (126)	149 (7)	Bone substitutes in vertebroplasty (article)	122
93 (126)	354 (4)	Vertebroplasty, first 1000 levels of a single center: evaluation of the outcomes and complications (article, proceedings paper)	123
95 (125)	354 (4)	Diagnosis and management of vertebral fractures in elderly adults (article)	124
95 (125)	511 (3)	Balloon kyphoplasty for the treatment of pathological vertebral compressive fractures (review)	125
97 (124)	87 (11)	Minimally invasive treatments of osteoporotic vertebral compression fractures (article)	126
98 (123)	57 (13)	Surgery insight: current management of epidural spinal cord compression from metastatic spine disease (review)	127
99 (121)	149 (7)	The risk of new osteoporotic vertebral compression fractures in the year after percutaneous vertebroplasty (article)	128
100 (120)	34 (17)	Management of pulmonary cement embolism after percutaneous vertebroplasty and kyphoplasty: a systematic review of the literature (review)	129
101 (119)	1791 (0)	Percutaneous vertebroplasty treatment of steroid-induced osteoporotic compression fractures (article)	130
102 (118)	511 (3)	Value of bone scan imaging in predicting pain relief from percutaneous vertebroplasty in osteoporotic vertebral fractures (article)	131
102 (118)	149 (7)	Vertebroplasty and kyphoplasty for osteolytic vertebral collapse (article)	132
104 (117)	1103 (1)	Kyphoplasty for treatment of osteoporotic vertebral fractures: a prospective non-randomized study (article)	133

Continues

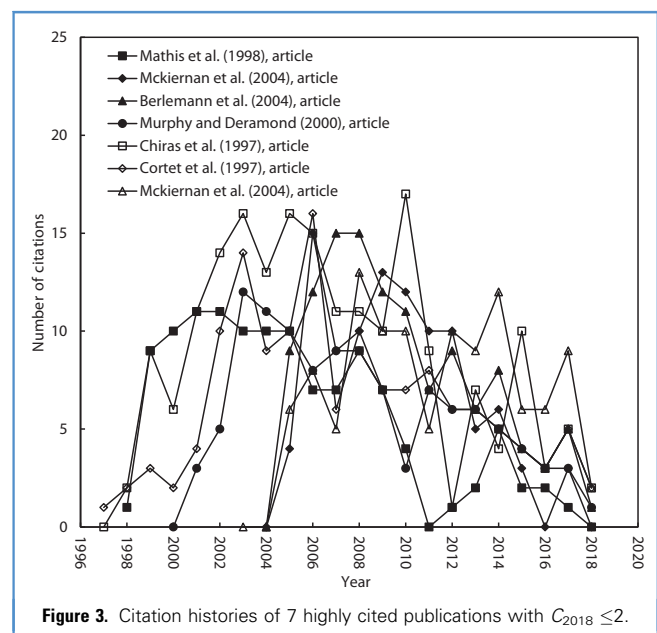
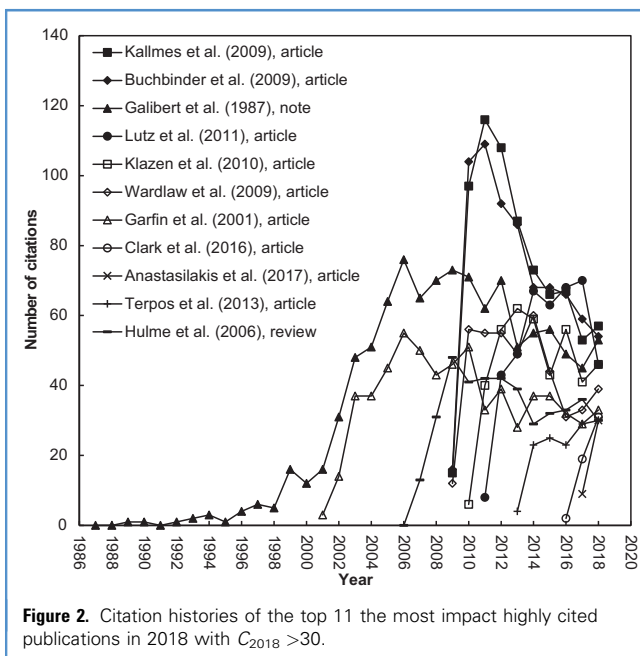
Table 1. Continued

Rank (TC <sub>2018</sub> )	Rank (C <sub>2018</sub> )	Title (Document Type)	Reference
104 (117)	18 (21)	Randomized controlled trial of percutaneous vertebroplasty versus optimal medical management for the relief of pain and disability in acute osteoporotic vertebral compression fractures (article)	134
106 (116)	87 (11)	Increased pedicle screw pullout strength with vertebroplasty augmentation in osteoporotic spines (article)	135
106 (116)	149 (7)	Intravertebral clefts opacified during vertebroplasty: pathogenesis, technical implications, and prognostic significance (article, proceedings paper)	136
106 (116)	259 (5)	Midterm outcome after vertebroplasty: predictive value of technical and patient-related factors (article)	137
109 (115)	39 (16)	Assessment of different screw augmentation techniques and screw designs in osteoporotic spines (article)	138
110 (114)	354 (4)	CT-guided interventional procedures for pain management in the lumbosacral spine (article, proceedings paper)	139
110 (114)	354 (4)	Biomechanical evaluation of an injectable calcium phosphate cement for vertebroplasty (review)	140
110 (114)	196 (6)	Occupational exposure from common fluoroscopic projections used in orthopaedic surgery (article, proceedings paper)	141
110 (114)	74 (12)	Percutaneous treatment of vertebral compression fractures: a meta-analysis of complications (article)	142
114 (113)	105 (9)	Management of pulmonary embolism during acrylic vertebroplasty (article)	143
115 (112)	1103 (1)	Percutaneous vertebroplasty in benign and malignant disease (article)	144
116 (111)	728 (2)	Treatment of thoracolumbar burst fractures with polymethyl methacrylate vertebroplasty and short-segment pedicle screw fixation (article)	145
117 (110)	354 (4)	RETRACTED: Paradoxical cerebral arterial embolization of cement during intraoperative vertebroplasty: case report (Retracted Article. See vol 25, pg B1, 2004) (article)	146
117 (110)	259 (5)	Is percutaneous vertebroplasty without pretreatment venography safe? Evaluation of 205 consecutive procedures (review)	147
117 (110)	259 (5)	Efficacy and safety of balloon kyphoplasty in the treatment of vertebral compression fractures: a systematic review (article, retracted publication)	148
117 (110)	196 (6)	High-viscosity cement significantly enhances uniformity of cement filling in vertebroplasty: an experimental model and study on cement leakage (article)	149
121 (108)	149 (7)	Complications of percutaneous vertebroplasty and their prevention (review)	150
121 (108)	105 (9)	Prospective study of standalone balloon kyphoplasty with calcium phosphate cement augmentation in traumatic fractures (article)	151
123 (107)	259 (5)	Kyphosis correction and height restoration effects of percutaneous vertebroplasty (article)	152
124 (106)	259 (5)	Age of fracture and clinical outcomes of percutaneous vertebroplasty (article, proceedings paper)	153
125 (105)	354 (4)	Fat embolism and acute hypotension during vertebroplasty: an experimental study in sheep (article)	154
125 (105)	39 (16)	Balloon kyphoplasty for the treatment of acute vertebral compression fractures: two-year results from a randomized trial (article)	155
127 (104)	511 (3)	Unilateral transpedicular percutaneous vertebroplasty: initial experience (article)	156
127 (104)	511 (3)	Painful osteoporotic vertebral fracture: pathogenesis, evaluation, and roles of vertebroplasty and kyphoplasty in its management (article)	157
127 (104)	196 (6)	Balloon kyphoplasty for symptomatic vertebral body compression fractures results in rapid, significant, and sustained improvements in back pain, function, and quality of life for elderly patients (review)	158

Continues

Table 1. Continued

Rank ( $TC_{2018}$ )	Rank ( $C_{2018}$ )	Title (Document Type)	Reference
130 (102)	128 (8)	Minimal invasive stabilization of osteoporotic vertebral fractures: a prospective nonrandomized comparison of vertebroplasty and balloon kyphoplasty (article)	159
131 (101)	354 (4)	Reduction of pain and fracture incidence after kyphoplasty: one-year outcomes of a prospective controlled trial of patients with primary osteoporosis (article)	160
132 (100)	1791 (0)	Quality of life following vertebroplasty (article)	161





## REFERENCES

1. Huang YZ, Zhao TX, Reidler JS, et al. The top 100 most-cited articles on kyphoplasty and vertebroplasty. *World Neurosurg.* 2020;135:E435-E446.
2. Bohner M, Gbureck U, Barralet JE. Technological issues for the development of more efficient calcium phosphate bone cements: a critical assessment. *Biomaterials.* 2005;26:6423-6429.
3. Polikeit A, Nolte LP, Ferguson SJ. The effect of cement augmentation on the load transfer in an osteoporotic functional spinal unit: finite-element analysis. *Spine.* 2003;28:991-996.
4. Ho YS. Rebuttal to: Qian Law & Wei "Knowledge mapping in travel website studies: a scientometric review", vol. 19, pp 192–209. *Scand J Hosp Tour.* 2019;19:433-435.
5. Ho YS. Rebuttal to: Su et al. "The neurotoxicity of nanoparticles: a bibliometric analysis" Vol. 34, pp. 922–929. *Toxicol Ind Health.* 2019;35:399-402.
6. Ho YS. Comments on "Mapping the scientific research on non-point source pollution: a bibliometric analysis" by Yang et al. 2017. *Environ Sci Pollut Res.* 2018;25:30737-30738.
7. Ho YS. Some comments on using of Web of Science for bibliometric studies [Environ. Sci. Pollut. Res. Vol. 25]. *Environ Sci Pollut Res.* 2020;27:6711-6713.
8. Ho YS. Some comments on: Mao et al. 2018 "Bibliometric analysis of insights into soil remediation" *Journal of Soils and Sediments* 18:2520-2534. *J Soil Sediment.* 2019;19:3657-3658.
9. Garfield E. KeyWords Plus™—ISIS breakthrough retrieval method. 1. Expanding your searching power on current-contents on diskette. *Curr Contents.* 1990;32:5-9.
10. Fu HZ, Wang MH, Ho YS. The most frequently cited adsorption research articles in the Science Citation Index (Expanded). *J Colloid Interf Sci.* 2012;379:148-156.
11. Fu HZ, Ho YS. Top cited articles in thermodynamic research. *J Eng Thermophys Rus.* 2015;24:68-85.
12. Sihvonen R, Paavola M, Malmivaara A, et al. Arthroscopic partial meniscectomy versus sham surgery for a degenerative meniscal tear. *New Engl J Med.* 2013;369:2515-2524.
13. Abdulla A, Adams N, Bone M, et al. Guidance on the management of pain in older people. *Age Ageing.* 2013;42:11-157.
14. Bohner M, Baroud G. Injectability of calcium phosphate pastes. *Biomaterials.* 2005;26:1553-1563.
15. Qu YL, Zhang C, Hu ZL, et al. The 100 most influential publications in asthma from 1960 to 2017: a bibliometric analysis. *Respir Med.* 2018;137:206-212.
16. Zou LX, Sun L. Global diabetic kidney disease research from 2000 to 2017: a bibliometric analysis. *Medicine.* 2019;98:e14394.
17. Zhao X, Chen JW, Pan YY, Feng H, Meng BK, Meng Y. A bibliometric analysis of the global research in ankylosing spondyloarthritis (2008-2017). *Rheumatol Int.* 2019;39:1091-1097.
18. Xie HT, Yin J, Duan YX, Wu H, Xia Y, Zhang ZQ. Bibliometric analysis of scientific publications on spinal cord stimulation in the past two decades. *World Neurosurg.* 2019;131:E521-E529.
19. Hwang JW, Jun H. Trends in endovascular aneurysm repair research: bibliometric analysis from 1994 to 2017. *Ann Surg Treat Res.* 2019;96:47-52.
20. Ho YS. Commentary: trends and development in enteral nutrition application for ventilator associated pneumonia: a scientometric research study (1996–2018). *Front Pharmacol.* 2019;10:1056.
21. Ho YS. Comment on: "A bibliometric analysis of cleft lip and palate-related publication trends from 2000 to 2017" by Zhang et al. 2019). *Cleft Palate Cran J.* 2019;57:395-396.
22. Ho YS. Comments on Research trends of macrophage polarization: a bibliometric analysis. *Chin Med J Peking.* 2019;132:2772.
23. Chuang KY, Wang MH, Ho YS. High-impact papers presented in the subject category of water resources in the Essential Science Indicators database of the Institute for Scientific Information. *Scientometrics.* 2011;87:551-562.
24. Ho YS, Fu HZ. Mapping of metal-organic frameworks publications: a bibliometric analysis. *Inorg Chem Commun.* 2016;73:174-182.
25. Wang MH, Fu HZ, Ho YS. Comparison of universities' scientific performance using bibliometric indicators. *Malays J Libr Inf Sci.* 2011;16:1-19.
26. Ho YS, Hartley J. Classic articles published by American scientists (1900-2014): a bibliometric analysis. *Curr Sci India.* 2016;111:1156-1165.
27. Ho YS. A bibliometric analysis of highly cited articles in materials science. *Curr Sci India.* 2014;107:1565-1572.
28. Ho YS. Classic articles on social work field in Social Science Citation Index: a bibliometric analysis. *Scientometrics.* 2014;98:137-155.
29. Ho YS. Top-cited articles in chemical engineering in Science Citation Index Expanded: a bibliometric analysis. *Chin J Chem Eng.* 2012;20:478-488.
30. Clark W, Bird P, Gonski P, et al. Safety and efficacy of vertebroplasty for acute painful osteoporotic fractures (VAPOUR): A multicentre, randomised, double-blind, placebo-controlled trial. *Lancet.* 2016;388:1408-1416.
31. Anastasilakis AD, Polyzos SA, Makras P, Aubry-Rozier B B, Kaouri S, Lamy O. Clinical features of 24 patients with rebound-associated vertebral fractures after denosumab discontinuation: Systematic review and additional cases. *J Bone Miner Res.* 2017;32:1291-1296.
32. Galibert P, Deramond H, Rosat P, Legars D. A treatment method for certain spinal angiomas: percutaneous vertebroplasty with acrylic cement. *Neurochirurgie.* 1987;33:166-168.
33. Kallmes DF, Comstock BA, Heagerty PJ, et al. A randomized trial of vertebroplasty for osteoporotic spinal fractures. *New Engl J Med.* 2009;361:569-579.
34. Buchbinder R, Osborne RH, Ebeling PR, et al. A randomized trial of vertebroplasty for painful osteoporotic vertebral fractures. *New Engl J Med.* 2009;361:557-568.
35. Jensen ME, Evans AJ, Mathis JM, Kallmes DF, Cloft HJ, Dion JE. Percutaneous polymethylmethacrylate vertebroplasty in the treatment of osteoporotic vertebral body compression fractures: technical aspects. *AJNR Am J Neuroradiol.* 1997;18:1897-1904.
36. Garfin SR, Yuan HA, Reiley MA. New technologies in spine: kyphoplasty and vertebroplasty for the treatment of painful osteoporotic compression fractures. *Spine.* 2001;26:1511-1515.
37. Deramond H, Depriester C, Galibert P, Le Gars D. Percutaneous vertebroplasty with polymethylmethacrylate: technique indications and results. *Radiol Clin North Am.* 1998;36:533-546.
38. Lieberman IH, Dudeney S, Reinhardt MK, Bell G. Initial outcome and efficacy of "kyphoplasty" in the treatment of painful osteoporotic vertebral compression fractures. *Spine.* 2001;26:1631-1637.
39. Cotten A, Dewatre F, Cortet B, et al. Percutaneous vertebroplasty for osteolytic metastases and myeloma: effects of the percentage of lesion filling and the leakage of methyl methacrylate at clinical follow-up. *Radiology.* 1996;200:525-530.
40. Barr JD, Barr MS, Lemley TJ, McCann RM. Percutaneous vertebroplasty for pain relief and spinal stabilization. *Spine.* 2000;25:923-928.
41. Weill A, Chiras J, Simon JM, Rose M, Sola Martinez T, Enkaoua E. Spinal metastases: indications for and results of percutaneous injection of acrylic surgical cement. *Radiology.* 1996;199:241-247.
42. Wardlaw D, Cummings SR, Van Meirhaeghe J, et al. Efficacy and safety of balloon kyphoplasty compared with non-surgical care for vertebral compression fracture (FREE): a randomised controlled trial. *Lancet.* 2009;373:1016-1024.

43. Fourney DR, Schomer DF, Nader R, et al. Percutaneous vertebroplasty and kyphoplasty for painful vertebral body fractures in cancer patients. *J Neurosurg.* 2003;98:21-30.
44. Grados F, Depriester C, Cayrolle G, Hardy N, Deramond H, Fardellone P. Long-term observations of vertebral osteoporotic fractures treated by percutaneous vertebroplasty. *Rheumatology.* 2000;39:1410-1414.
45. Hulme PA, Krebs J, Ferguson SJ, Berlemann U. Vertebroplasty and kyphoplasty: a systematic review of 69 clinical studies. *Spine.* 2006;31:1983-2001.
46. Lutz S, Berk L, Chang E, et al. Palliative radiotherapy for bone metastases: an ASTRO evidence-based guideline. *Int J Radiat Oncol Biol Phys.* 2011;79:965-976.
47. Clazen CAH, Lohle PNM, de Vries J, et al. Vertebroplasty versus conservative treatment in acute osteoporotic vertebral compression fractures (Vertos II): an open-label randomised trial. *Lancet.* 2010;376:1085-1092.
48. Uppin AA, Hirsch JA, Centenera LV, Pfeifer BA, Pazianos AG, Choi IS. Occurrence of new vertebral body fracture after percutaneous vertebroplasty in patients with osteoporosis. *Radiology.* 2003;226:119-124.
49. Cotten A, Boutry N, Cortet B, et al. Percutaneous vertebroplasty: state of the art. *Radiographics.* 1998;18:311-320.
50. Cortet B, Cotten A, Boutry N, et al. Percutaneous vertebroplasty in the treatment of osteoporotic vertebral compression fractures: an open prospective study. *J Rheumatol.* 1999;26:2222-2228.
51. Belkoff SM, Mathis JM, Jasper LE, Deramond H. The biomechanics of vertebroplasty: the effect of cement volume on mechanical behavior. *Spine.* 2001;26:1537-1541.
52. Mathis JM, Barr JD, Belkoff SM, Barr MS, Jensen ME, Deramond H. Percutaneous vertebroplasty: a developing standard of care for vertebral compression fractures. *AJNR Am J Neuroradiol.* 2001;22:373-381.
53. Padovani B, Kasriel O, Brunner P, Peretti-Viton P. Pulmonary embolism caused by acrylic cement: a rare complication of percutaneous vertebroplasty. *AJNR Am J Neuroradiol.* 1999;20:375-377.
54. Gangi A, Kastler BA, Dietemann JL. Percutaneous vertebroplasty guided by a combination of ct and fluoroscopy. *AJNR Am J Neuroradiol.* 1994;15:83-86.
55. Heini PF, Walchli B, Berlemann U. Percutaneous transpedicular vertebroplasty with PMMA: operative technique and early results: a prospective study for the treatment of osteoporotic compression fractures. *Eur Spine J.* 2000;9:445-450.
56. Berlemann U, Ferguson SJ, Nolte LP, Hein PF. Adjacent vertebral failure after vertebroplasty: a biomechanical investigation. *J Bone Joint Surg Br.* 2002;84B:748-752.
57. Liebschner MAK, Rosenberg WS, Keaveny TM. Effects of bone cement volume and distribution on vertebral stiffness after vertebroplasty. *Spine.* 2001;26:1547-1554.
58. Lin EP, Ekholm S, Hiwatashi A, Westesson PL. Vertebroplasty: cement leakage into the disc increases the risk of new fracture of adjacent vertebral body. *AJNR Am J Neuroradiol.* 2004;25:175-180.
59. Evans AJ, Jensen ME, Kip KE, et al. Vertebral compression fractures: pain reduction and improvement in functional mobility after percutaneous polymethylmethacrylate vertebroplasty-retrospective report of 245 cases. *Radiology.* 2003;226:366-372.
60. Fribourg D, Tang C, Delamarter R, Bae H. Incidence of subsequent vertebral fracture after kyphoplasty. *Spine.* 2004;29:2270-2276.
61. Trout AT, Kallmes DF, Kaufmann TJ. New fractures after vertebroplasty: adjacent fractures occur significantly sooner. *AJNR Am J Neuroradiol.* 2006;27:217-223.
62. Zoarski GH, Snow P, Olan WJ, et al. Percutaneous vertebroplasty for osteoporotic compression fractures: quantitative prospective evaluation of long-term outcomes. *J Vasc Interv Radiol.* 2002;13:139-148.
63. Diamond TH, Champion B, Clark WA. Management of acute osteoporotic vertebral fractures: a nonrandomized trial comparing percutaneous vertebroplasty with conservative therapy. *Am J Med.* 2003;114:257-265.
64. Dudeny S, Lieberman IH, Reinhardt MK, Hussein M. Kyphoplasty in the treatment of osteolytic vertebral compression fractures as a result of multiple myeloma. *J Clin Oncol.* 2002;20:2382-2387.
65. Voormolen MHJ, Mali WPTM, Lohle PNM, et al. Percutaneous vertebroplasty compared with optimal pain medication treatment: short-term clinical outcome of patients with subacute or chronic painful osteoporotic vertebral compression fractures. The VERTOS study. *AJNR Am J Neuroradiol.* 2007;28:555-560.
66. Watts NB, Harris ST, Genant HK. Treatment of painful osteoporotic vertebral fractures with percutaneous vertebroplasty or kyphoplasty. *Osteoporos Int.* 2001;12:429-437.
67. Taylor RS, Taylor RJ, Fritzell P. Balloon kyphoplasty and vertebroplasty for vertebral compression fractures: a comparative systematic review of efficacy and safety. *Spine.* 2006;31:2747-2755.
68. Tohmeh AG, Mathis JM, Fenton DC, Levine AM, Belkoff SM. Biomechanical efficacy of unipedicular versus bipedicular vertebroplasty for the management of osteoporotic compression fractures. *Spine.* 1999;24:1772-1776.
69. Yeom JS, Kim WJ, Choy WS, Lee CK, Chang BS, Kang JW. Leakage of cement in percutaneous transpedicular vertebroplasty for painful osteoporotic compression fractures. *J Bone Joint Surg Br.* 2003;85B:83-89.
70. Phillips FM, Wetzel FT, Lieberman I, Campbell-Hupp M. An in vivo comparison of the potential for extravertebral cement leak after vertebroplasty and kyphoplasty. *Spine.* 2002;27:2173-2178.
71. Eck JC, Nachtigall D, Humphreys SC, Hodges SD. Comparison of vertebroplasty and balloon kyphoplasty for treatment of vertebral compression fractures: a meta-analysis of the literature. *Spine J.* 2008;8:488-497.
72. Chiras J, Depriester C, Weill A, Sola Martinez MT, Deramond H. Percutaneous vertebroplasties. Technique and indications. *J Neuroradiol.* 1997;24:45-59.
73. Belkoff SM, Mathis JM, Fenton DC, Scribner RM, Reiley ME, Talmadge K. An ex vivo biomechanical evaluation of an inflatable bone tamp used in the treatment of compression fracture. *Spine.* 2001;26:151-156.
74. Lewis G. Injectable bone cements for use in vertebroplasty and kyphoplasty: state-of-the-art review. *J Biomed Mater Res B.* 2006;76B:456-468.
75. McGraw JK, Lippert JA, Minkus KD, Rami PM, Davis TM, Budzik RF. Prospective evaluation of pain relief in 100 patients undergoing percutaneous vertebroplasty: results and follow-up. *J Vasc Interv Radiol.* 2002;13:883-886.
76. Baroud G, Nemes J, Heini P, Steffen T. Load shift of the intervertebral disc after a vertebroplasty: A finite-element study. *Eur Spine J.* 2003;12:421-426.
77. Berenson J, Pflugmacher R, Jarzem P, et al. Balloon kyphoplasty versus non-surgical fracture management for treatment of painful vertebral body compression fractures in patients with cancer: a multicentre randomised controlled trial. *Lancet Oncol.* 2011;12:225-235.
78. McKiernan F, Jensen R, Faciszewski T. The dynamic mobility of vertebral compression fractures. *J Bone Miner Res.* 2003;18:24-29.
79. Alvarez L, Alcaraz M, Perez-Higuera A, et al. Percutaneous vertebroplasty: functional improvement in patients with osteoporotic compression fractures. *Spine.* 2006;31:1113-1118.
80. Ledlie JT, Renfro M. Balloon kyphoplasty: one-year outcomes in vertebral body height restoration chronic pain and activity levels. *J Neurosurg.* 2003;98:36-42.
81. McGraw K, Cardella J, Barr JD, et al. Society of Interventional Radiology quality improvement guidelines for percutaneous vertebroplasty. *J Vasc Interv Radiol.* 2003;14:827-831.
82. Nussbaum DA, Gailloud P, Murphy K. A review of complications associated with vertebroplasty and kyphoplasty as reported to the Food and Drug Administration Medical Device Related Web Site. *J Vasc Interv Radiol.* 2004;15:1185-1192.

83. Phillips FM, Ho E, Campbell-Hupp M, McNally T, Wetzel FT, Gupta P. Early radiographic and clinical results of balloon kyphoplasty for the treatment of osteoporotic vertebral compression fractures. *Spine*. 2003;28:2260-2265.
84. Kim SH, Kang HS, Choi JA, Ahn JM. Risk factors of new compression fractures in adjacent vertebrae after percutaneous vertebroplasty. *Acta Radiol*. 2004;45:440-445.
85. Choe DH, Marom EM, Ahrar K, Truong MT, Madewell JE. Pulmonary embolism of polymethyl methacrylate during percutaneous vertebroplasty and kyphoplasty. *Am J Roentgenol*. 2004;183:1097-1102.
86. Heini PF, Berlemann U, Kaufmann M, Lippuner K, Fankhauser C, van Landuyt P. Augmentation of mechanical properties in osteoporotic vertebral bones: a biomechanical investigation of vertebroplasty efficacy with different bone cements. *Eur Spine J*. 2001;10:164-171.
87. Martin JB, Jean B, Sugiu K, et al. Vertebroplasty: clinical experience and follow-up results. *Bone*. 1999;25:11S-15S.
88. Peh WCG, Gilula LA, Peck DD. Percutaneous vertebroplasty for severe osteoporotic vertebral body compression fractures. *Radiology*. 2002;223:121-126.
89. Taylor RS, Fritzell P, Taylor RJ. Balloon kyphoplasty in the management of vertebral compression fractures: an updated systematic review and meta-analysis. *Eur Spine J*. 2007;16:1085-1100.
90. Harrington KD. Major neurological complications following percutaneous vertebroplasty with polymethylmethacrylate: a case report. *J Bone Joint Surg Am*. 2001;83A:1070-1073.
91. Deramond H, Wright NT, Belkoff SM. Temperature elevation caused by bone cement polymerization during vertebroplasty. *Bone*. 1999;25:17S-21S.
92. Klimo P, Schmidt MH. Surgical management of spinal metastases. *Oncologist*. 2004;9:188-196.
93. Kasperk C, Hillmeier J, Noldge G, et al. Treatment of painful vertebral fractures by kyphoplasty in patients with primary osteoporosis: a prospective nonrandomized controlled study. *J Bone Miner Res*. 2005;20:604-612.
94. Burval DJ, McLain RF, Milks R, Inceoglu S. Primary pedicle screw augmentation in osteoporotic lumbar vertebrae: biomechanical analysis of pedicle fixation strength. *Spine*. 2007;32:1077-1083.
95. Amar AP, Larsen DW, Esnaashari N, Albuquerque FC, Lavine SD, Teitelbaum GP. Percutaneous transpedicular polymethyl methacrylate vertebroplasty for the treatment of spinal compression fractures. *Neurosurgery*. 2001;49:1105-1114.
96. Ryu KS, Park CK, Kim MC, Kang JK. Dose-dependent epidural leakage of polymethylmethacrylate after percutaneous vertebroplasty in patients with osteoporotic vertebral compression fractures. *J Neurosurg*. 2002;96:56-61.
97. Belkoff SM, Mathis JM, Erbe EM, Fenton DC. Biomechanical evaluation of a new bone cement for use in vertebroplasty. *Spine*. 2000;25:1061-1064.
98. Kallmes DF, Jensen ME. Percutaneous vertebroplasty. *Radiology*. 2003;229:27-36.
99. Rose PS, Laufer I, Boland PJ, et al. Risk of fracture after single fraction image-guided intensity-modulated radiation therapy to spinal metastases. *J Clin Oncol*. 2009;27:5075-5079.
100. Theodorou DJ, Theodorou SJ, Duncan TD, Garfin SR, Wong WH. Percutaneous balloon kyphoplasty for the correction of spinal deformity in painful vertebral body compression fractures. *Clin Imaging*. 2002;26:1-5.
101. Voggenreiter G. Balloon kyphoplasty is effective in deformity correction of osteoporotic vertebral compression fractures. *Spine*. 2005;30:2806-2812.
102. Cyteval C, Sarrabere MPB, Roux JO, et al. Acute osteoporotic vertebral collapse: open study on percutaneous injection of acrylic surgical cement in 20 patients. *Am J Roentgenol*. 1999;173:1685-1690.
103. Kim SB, Kim YJ, Yoon TR, et al. The characteristics of a hydroxyapatite-chitosan-PMMA bone cement. *Biomaterials*. 2004;25:5715-5723.
104. Diamond TH, Bryant C, Browne L, Clark WA. Clinical outcomes after acute osteoporotic vertebral fractures: a two-year non-randomised trial comparing percutaneous vertebroplasty with conservative therapy. *Med J Aust*. 2006;184:113-117.
105. Larsson S, Bauer TW. Use of injectable calcium phosphate cement for fracture fixation: a review. *Clin Orthop Relat Res*. 2002;395:23-32.
106. Perez-Higueras A, Alvarez L, Rossi RE, Quinones D, Al-Assir I. Percutaneous vertebroplasty: long-term clinical and radiological outcome. *Neuroradiology*. 2002;44:950-954.
107. Liu JT, Liao WJ, Tan WC, et al. Balloon kyphoplasty versus vertebroplasty for treatment of osteoporotic vertebral compression fracture: a prospective comparative and randomized clinical study. *Osteoporos Int*. 2010;21:359-364.
108. McGirt MJ, Parker SL, Wolinsky JP, Witham TF, Bydon A, Gokaslan ZL. Vertebroplasty and kyphoplasty for the treatment of vertebral compression fractures: an evidenced-based review of the literature. *Spine J*. 2009;9:501-508.
109. Cortet B, Cotten A, Boutry N, et al. Percutaneous vertebroplasty in patients with osteolytic metastases or multiple myeloma. *Rev Rhum*. 1997;64:177-183.
110. Molloy S, Mathis JM, Belkoff SM. The effect of vertebral body percentage fill on mechanical behavior during percutaneous vertebroplasty. *Spine*. 2003;28:1549-1554.
111. Harrop JS, Prpa B, Reinhardt MK, Lieberman I. Primary and secondary osteoporosis' incidence of subsequent vertebral compression fractures after kyphoplasty. *Spine*. 2004;29:2120-2125.
112. Chen HL, Wong CS, Ho ST, Chang FL, Hsu CH, Wu CT. A lethal pulmonary embolism during percutaneous vertebroplasty. *Anesth Analg*. 2002;95:1060-1062.
113. Schmidt R, Cakir B, Mattes T, Wegener M, Puhl W, Richter M. Cement leakage during vertebroplasty: an underestimated problem? *Eur Spine J*. 2005;14:466-473.
114. Barragan-Campos HM, Vallee JN, Lo D, et al. Percutaneous vertebroplasty for spinal metastases: complications. *Radiology*. 2006;238:354-362.
115. Webb JJC, Spencer RF. The role of polymethylmethacrylate bone cement in modern orthopaedic surgery. *J Bone Joint Surg Br*. 2007;89B:851-857.
116. Coumans JVCE, Reinhardt MK, Lieberman IH. Kyphoplasty for vertebral compression fractures: one-year clinical outcomes from a prospective study. *J Neurosurg*. 2003;99:44-50.
117. Terpos E, Morgan G, Dimopoulos MA, et al. International myeloma working group recommendations for the treatment of multiple myeloma-related bone disease. *J Clin Oncol*. 2013;31:2347-2357.
118. Belkoff SM, Molloy S. Temperature measurement during polymerization of polymethylmethacrylate cement used for vertebroplasty. *Spine*. 2003;28:1555-1559.
119. Gbureck U, Barralet JE, Spatz K, Grover LM, Thull R. Ionic modification of calcium phosphate cement viscosity. Part I: hypodermic injection and strength improvement of apatite cement. *Biomaterials*. 2004;25:2187-2195.
120. Bartels RHMA, van der Linden YM, van der Graaf WTA. Spinal extradural metastasis: review of current treatment options. *CA Cancer J Clin*. 2008;58:245-259.
121. Rousing R, Hansen KL, Andersen MO, Jespersen SM, Thomsen K, Lauritsen JM. Twelve-months follow-up in forty-nine patients with acute/semi-acute osteoporotic vertebral fractures treated conservatively or with percutaneous vertebroplasty: a clinical randomized study. *Spine*. 2010;35:478-482.
122. Heini PF, Berlemann U. Bone substitutes in vertebroplasty. *Eur Spine J*. 2001;10:S205-S213.
123. Layton KF, Thielen KR, Koch CA, et al. Vertebroplasty first 1000 levels of a single center: evaluation of the outcomes and complications. *AJNR Am J Neuroradiol*. 2007;28:683-689.
124. Papaioannou A, Watts NB, Kendler DL, Yuen CK, Adachi JD, Ferko N. Diagnosis and management of vertebral fractures in elderly adults. *Am J Med*. 2002;113:220-228.

125. Gaitanis IN, Hadjipavlou AG, Katonis PG, Tzeremiadianos MN, Pasku DS, Patwardhan AG. Balloon kyphoplasty for the treatment of pathological vertebral compressive fractures. *Eur Spine J*. 2005;14:250-260.
126. Phillips FM. Minimally invasive treatments of osteoporotic vertebral compression fractures. *Spine*. 2003;28:S45-S53.
127. Witham TF, Khavkin YA, Gallia GL, Wolinsky JP, Gokaslan ZL. Surgery insight: current management of epidural spinal cord compression from metastatic spine disease. *Nat Clin Pract Neurol*. 2006;2:87-94.
128. Voormolen MHJ, Lohle PNM, Juttman JR, van der Graaf Y, Fransen H, Lampmann LEH. The risk of new osteoporotic vertebral compression fractures in the year after percutaneous vertebroplasty. *J Vasc Interv Radiol*. 2006;17:71-76.
129. Krueger A, Bliemel C, Zettl R, Ruchholtz S. Management of pulmonary cement embolism after percutaneous vertebroplasty and kyphoplasty: a systematic review of the literature. *Eur Spine J*. 2009;18:1257-1265.
130. Mathis JM, Petri M, Naff N. Percutaneous vertebroplasty treatment of steroid-induced osteoporotic compression fractures. *Arthritis Rheum*. 1998;41:171-175.
131. Maynard AS, Jensen ME, Schweickert PA, Marx WF, Short JG, Kallmes DF. Value of bone scan imaging in predicting pain relief from percutaneous vertebroplasty in osteoporotic vertebral fractures. *AJNR Am J Neuroradiol*. 2000;21:1807-1812.
132. Lieberman I, Reinhardt MK. Vertebroplasty and kyphoplasty for osteolytic vertebral collapse. *Clin Orthop Relat Res*. 2003;415:S176-S186.
133. Berlemann U, Franz T, Orler R, Heini PF. Kyphoplasty for treatment of osteoporotic vertebral fractures: a prospective non-randomized study. *Eur Spine J*. 2004;13:496-501.
134. Farrokhi MR, Alibai E, Maghami Z. Randomized controlled trial of percutaneous vertebroplasty versus optimal medical management for the relief of pain and disability in acute osteoporotic vertebral compression fractures. *J Neurosurg Spine*. 2011;14:561-569.
135. Sarzier JS, Evans AJ, Cahill DW. Increased pedicle screw pullout strength with vertebroplasty augmentation in osteoporotic spines. *J Neurosurg*. 2002;96:309-312.
136. Lane JJ, Maus TP, Wald JT, Thielen KR, Bobra S, Luetmer PH. Intravertebral clefts opacified during vertebroplasty: pathogenesis technical implications and prognostic significance. *AJNR Am J Neuroradiol*. 2002;23:1642-1646.
137. Hodler J, Peck D, Gilula LA. Midterm outcome after vertebroplasty: predictive value of technical and patient-related factors. *Radiology*. 2003;227:662-668.
138. Becker S, Chavanne A, Spitaler R, et al. Assessment of different screw augmentation techniques and screw designs in osteoporotic spines. *Eur Spine J*. 2008;17:1462-1469.
139. Gangi A, Dietemann JL, Mortazavi R, Pflieger D, Kauff C, Roy C. CT-guided interventional procedures for pain management in the lumbosacral spine. *Radiographics*. 1998;18:621-633.
140. Lim TH, Brebach GT, Renner SM, et al. Biomechanical evaluation of an injectable calcium phosphate cement for vertebroplasty. *Spine*. 2002;27:1297-1302.
141. Theocharopoulos N, Perisinakis K, Damilakis J, Papadokostakis G, Hadjipavlou A, Gourtsoyiannis N. Occupational exposure from common fluoroscopic projections used in orthopaedic surgery. *J Bone Joint Surg Am*. 2003;85A:1698-1703.
142. Lee MJ, Dumonski M, Cahill P, Stanley T, Park D, Singh K. Percutaneous treatment of vertebral compression fractures: a meta-analysis of complications. *Spine*. 2009;34:1228-1232.
143. Tozzi P, Abdelmoumene Y, Corno AF, Gersbach PA, Hoogewoud HM, von Segesser LK. Management of pulmonary embolism during acrylic vertebroplasty. *Ann Thorac Surg*. 2002;74:1706-1708.
144. Murphy KJ, Deramond H. Percutaneous vertebroplasty in benign and malignant disease. *Neuroimaging Clin North Am*. 2000;10:535-545.
145. Cho DY, Lee WY, Sheu PC. Treatment of thoracolumbar burst fractures with polymethyl methacrylate vertebroplasty and short-segment pedicle screw fixation. *Neurosurgery*. 2003;53:1354-1360.
146. Scoop R, Eskridge J, Britz GW. RETRACTED: Paradoxical cerebral arterial embolization of cement during intraoperative vertebroplasty: case report (Retracted Article. See vol 25, pg B1, 2004). *AJNR Am J Neuroradiol*. 2002;23:868-870.
147. Vasconcelos C, Gailloud P, Beauchamp NJ, Heck DV, Murphy KJ. Is percutaneous vertebroplasty without pretreatment venography safe? Evaluation of 205 consecutive procedures. *AJNR Am J Neuroradiol*. 2002;23:913-917.
148. Bouza C, Lopez T, Magro A, Navalpotro L, Amate JM. Efficacy and safety of balloon kyphoplasty in the treatment of vertebral compression fractures: a systematic review. *Eur Spine J*. 2006;15:1050-1067.
149. Baroud G, Crookshank M, Bohner M. High-viscosity cement significantly enhances uniformity of cement filling in vertebroplasty: an experimental model and study on cement leakage. *Spine*. 2006;31:2562-2568.
150. Laredo JD, Hamze B. Complications of percutaneous vertebroplasty and their prevention. *Skeletal Radiol*. 2004;33:493-505.
151. Maestretti G, Cremer C, Otten P, Jakob RP. Prospective study of standalone balloon kyphoplasty with calcium phosphate cement augmentation in traumatic fractures. *Eur Spine J*. 2007;16:601-610.
152. Teng MMH, Wei CJ, Wei LC, et al. Kyphosis correction and height restoration effects of percutaneous vertebroplasty. *AJNR Am J Neuroradiol*. 2003;24:1893-1900.
153. Kaufmann TJ, Jensen ME, Schweickert PA, Marx WF, Kallmes DF. Age of fracture and clinical outcomes of percutaneous vertebroplasty. *AJNR Am J Neuroradiol*. 2001;22:1860-1863.
154. Aebli N, Krebs J, Davis G, Walton M, Williams MJA, Theis JC. Fat embolism and acute hypotension during vertebroplasty: an experimental study in sheep. *Spine*. 2002;27:460-466.
155. Boonen S, Van Meirhaeghe J, Bastian L, et al. Balloon kyphoplasty for the treatment of acute vertebral compression fractures: two-year results from a randomized trial. *J Bone Miner Res*. 2011;26:1627-1637.
156. Kim AK, Jensen ME, Dion JE, Schweickert PA, Kaufmann TJ, Kallmes DF. Unilateral transpedicular percutaneous vertebroplasty: initial experience. *Radiology*. 2002;222:737-741.
157. Rao RD, Singrakha MD. Painful osteoporotic vertebral fracture: pathogenesis evaluation and roles of vertebroplasty and kyphoplasty in its management. *J Bone Joint Surg Am*. 2003;85A:2010-2022.
158. Garfin SR, Buckley RA, Ledlie J. Balloon kyphoplasty for symptomatic vertebral body compression fractures results in rapid significant and sustained improvements in back pain function and quality of life for elderly patients. *Spine*. 2006;31:2213-2220.
159. Grohs JG, Matzner M, Trieb K, Krepler P. Minimal invasive stabilization of osteoporotic vertebral fractures: a prospective nonrandomized comparison of vertebroplasty and balloon kyphoplasty. *J Spinal Disord Tech*. 2005;18:238-242.
160. Grafé IA, Da Fonseca K, Hillmeier J, et al. Reduction of pain and fracture incidence after kyphoplasty: one-year outcomes of a prospective controlled trial of patients with primary osteoporosis. *Osteoporos Int*. 2005;16:2005-2012.
161. McKiernan F, Faciszewski T, Jensen R. Quality of life following vertebroplasty. *J Bone Joint Surg Am*. 2004;86A:2600-2606.
162. Ho YS. Comment on Chen J; Su Y; Si H; Chen J. Managerial areas of construction and demolition waste: a scientometric review. *Int J Environ. Res. Public Health* 2018, 15, 2350. *Int J Environ Res Public Health*. 2019;16:1837.